

Breakthrough

The Miracle Mineral Supplement
of the 21st Century

Part 2
2nd Edition



The Chlorine Dioxide Ion

In the human body this ion is the most powerful
killer of disease that has ever been known

The Answer to AIDS, herpes,
hepatitis, tuberculosis and
dozens of other diseases is
inside of this cover. More
than 75,000 treated so far.

Save your life or that of your
loved ones.

**The Miracle Mineral Supplement
of the 21st Century**

Part 2

Jim V. Humble

2nd Edition

What this Book is About

I hope you do not think that this book tells about just another very interesting supplement that can help some people after taking it for several months. Not so. This Miracle Mineral supplement works in a few hours. The #1 killer of mankind in the world today is malaria, a disease that is usually overcome by this supplement in only four hours in most cases. This has been proven through clinical trials in Malawi, a country in eastern Africa. In killing the malaria parasite in the body, there was not a single failure. More than 75,000 malaria victims have taken the Miracle Mineral Supplement and are now back to work and living productive lives.

After taking the Miracle Mineral Supplement AIDS patients are often disease free in three days and other diseases and conditions simply disappear. If patients in the nearest hospital were treated with this Miracle supplement, over 50% of them would be back home within a week.

For more than 100 years clinics and hospitals have used the active ingredients in this supplement to sterilize hospital floors, tables, equipment, and other items. Now this same powerful germ-killer can be harnessed by the immune system to safely kill pathogens in the human body.

Amazing as it might seem, when used correctly, the immune system can use this killer to only attack those germs, bacteria and viruses that are harmful to the body, and does not affect the friendly bacteria in the body nor any of the healthy cells. In this book I have, to the best of my ability, stuck to the facts of exactly what has happened regarding the Miracle Mineral Supplement.

This book is the story of the discovery and further development of the most amazing enhancement for the immune system yet discovered. Thus it is the greatest solution to mankind's diseases and ills now known; it is not a drug. I believe if you follow my efforts to develop this data and to make it available to the public, the story will help make it real to you and convince you to give it a try. To that

purpose I have provided complete details on how to make the supplement in your kitchen, or to buy most of the ingredients off the shelf. It is entirely possible that you will save someone's life, or your own.

Because the Miracle Mineral Supplement functions as a supercharger to the immune system, it is not meant for treatment of any particular disease, but rather it is meant to improve the immune system to the point of overcoming many diseases, frequently in less than 24 hours.

My purpose for writing this book is that this information is far too important to allow any one person or one group or even several groups to have control. It is information that the world should have. After 5 years of seeing practically nothing done by a group that could have done a great deal, I finally realized that the information simply had to be distributed to as many people as possible or someone would always be out of the loop of receiving this life saving data. It regularly occurs that there is a great deal of important medical information withheld from the public that could save lives. It is my intention to prevent that from happening with this information.

Forward

This Forward is written by Dr. Hector Francisco Remero G. who is a Medical doctor in the state of Sonora, Mexico where he has a very successful clinic that treats cancer and many other what are considered incurable diseases. He uses the MMS talked about in this book and a number of other non intrusive treatments. He is well know in Sonora for the work that he has done with the Mexican Indians. Dr. Romero makes me look much greater than I am, but then how could I refuse his Forward.

Dr. Romero writes: A dear good old friend of mine and respectful philosopher teacher impeller of man of good temper in this desert state of Sonora Mexico used to say: "Those men who live "the University of Life," would leave footprints in this world."

Not just anyone builds up and writes with his own ideas "a book." This is the same case with my friend Jim Humble. A Challenger, a world walker, an anxious person, who has fought all his life to leave footprints with his contributions of investigation to man humanity. He has covered miles and miles of kilometers as his investigation has shown in this book, suffering infectious illness of Malaria; an illness which put his life at risk, demonstrating to medical science that it is possible to count with new alternatives treatments. It will give a better quality of life to those sick ones from endemics zones, as Jim says, in latitudes like in the region of Africa, Asia, and South Africa. In these places there is a lot of mortality due to malaria and other virus infections such as the HIV, causing the death statistics to be very considerable and is higher compared to other places in the world.

His product was investigated and well recognized by the health authorities in an African country. With the MMS, he offers them better hopes and quality of life. Especially, those who have the threats of these man destructive illnesses. Our experience in Mexico with the MMS, in the state of Sonora has been to treat some illnesses that are contagious febrile infections, inflammatory degenerative tumors, prostate cancer, and some other malignant tumors, with good and hopefully results.

For all of these I pray to god so he can have a great intelligence so he continues helping those towns of the world that have no hope and are forgotten, specially the children that deserve our attention for a life, and a better future.

For further information concerning Dr. Romero's Cancer clinic please dial the following numbers:

From the US dial: 011 52 662 242-0422 This is a Mexican number.

Also from the US dial 1-937 558-5703 This is a US number but rings in Mexico

Copyright notice

The Miracle Mineral Supplement of the 21st Century - Part I and Part 2

Author Jim V. Humble

Copyright © 2006 Jim V. Humble Quotations up to one full page may be used when the Author is given credit. Other copies, even full copies may be used under certain conditions. Please contact the Author for further information.

Possible Cancellation of Copyright: In the event of the death of the Author for any reason, or the detention of the Author for any reason for more than 60 days during any 6 month period, or if the Author is missing for a period of more than 60 days after being reported as missing to a police station in the State of Nevada the Copyright 2006 by the Author, Jim V. Humble, is cancelled and this book becomes public domain.

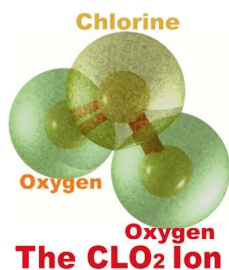
In addition, the Author grants permission to any person, or group, or entity to distribute this book free or for profit throughout the world should any of the conditions mentioned in the above paragraph come about.

Author's email address is jim@jimhumble.com. Only emails with the subject of "Stories of Success" will get past the Server's spam filter. All emails that pass the spam filter will be read. If you want to communicate for some reason, use "Stories of Success" in the subject area of the email.

Please suggest this book to your friends. There is a simple automatic service that you can use to send information concerning this book to your friends. Go to www.miraclem mineral.com/ and click on the "Automatic Email to Friends" button.

ISBN – 13: 978 – 0 – 9792884 – 6– 3

ISBN – 10: 0 – 9792884 – 6 – 0



Acknowledgements

Thanks to Bill Boynton of Mina, Nevada for his help with the chemistry of chlorine dioxide. Thanks to Clara Tate of Hawthorne, Nevada for her help and inspiration with ideas, suggestions and English.

Table of Contents

Copyright Notice	Page 1
What this book is about	Page 3
Foreword written by Dr. Romero	Page 5
Chapter 10. Curing Diseases	Page 10 – 1
This chapter covers many diseases and suggests how to go about handling those diseases that are not mentioned.	
Chapter 11. Treating Burns	Page 11 – 1
Burns, when treated correctly, will stop hurting and heal much faster.	
Chapter 12. MMS and Longevity	Page 12 – 1
Chances are that you can live a lot longer.	
Chapter 13. Using MMS Intravenously	Page 13 – 1
There are times when intravenous treatment is needed.	
Chapter 14. Chlorine Dioxide and Blood Chemistry	Page 14 – 1
This is written so that most anyone can understand and appreciate it. Please read it VERYcarefully.	
Chapter 15. Overview of the Use of MMS and Main Points ----	Page 15 – 1
This covers many of the finer details, such as how much chemical in a drop and what not to do with the solution.	
Chapter 16. How to make MMS in your Kitchen	Page 16 – 1
Step by step instructions are given for making enough MMS to last you and your family about two years.	

Chapter 17. Making 13 or 1300 Bottles in Your Kitchen ----- Page 17 – 1

The instructions for making 13 bottles are a little deceiving. If you can make 13 bottles, all you need to do is duplicate the same motions to manufacture 1300 bottles or 13,000.

Chapter 18. The Humanitarian Project----- Page 18 – 1

You may be surprised why the African humanitarian project will eventually benefit the world. Be sure to read this chapter.

Chapter 19. Research Needed ----- Page 19 – 1

Hundreds of millions of dollars of research is needed, and in the end chlorine dioxide will probably aid in the cure all of mankind's incurable diseases when the proper protocol is found and added to various other technologies.

Chapter 20. Basic Details for using MMS ----- Page 20 – 1

This chapter gives more chemical details and more details concerning the treatment of diseases by improving the immune system.

Chapter 21. Heart Attacks, What Causes Them, and the FDA --Page 21 – 1

Once again the FDA suppresses data. The fact that heart attacks are caused by a deficiency in vitamin C has been proven. Read this chapter and save your life.

Chapter 22. An Overview of MMS by Dr. Tom Hesselink. ----- Page 22 – 1

Chapter 23. The MMS Adventures of a Grade School Teacher in Hermosillo, in the State of Sonora Mexico Year 2007----- Page 23 – 1



Chapter 10

Curing Diseases

Now that I have said that to get your attention, it really is the body that cures the disease and that heals any damage to the body. I do not suggest that the MMS cures diseases. It just supplies the immune system with a killer that it can use. The fact that the MMS does not attack healthy cells is evidence that the immune system is probably in control. When using the MMS the immune system probably becomes more than 100 times more efficient.

(Please note: Some of the basic concepts are repeated a number of times in this book. The reason for this is that people have a tendency to look up the instructions or concepts and then they want to go and use what they have read. They may not have read the whole book. In fact, they usually have not. In that case, hopefully the data has been repeated enough that they will get the essence of the idea. But please read the whole book.)

About the size of drops: Drops dropped from different size droppers are different in size. The larger the end of the dropper, the larger the drop will be. I refer in all cases to the standard MMS bottle and cap shown in this book (a four ounce green bottle is used). A “standard” eye dropper will create drops 2/3 the size of the drops that drop from the standard MMS bottle. If you are using a standard glass eye dropper that comes down to a point as shown below, you should multiply the number of drops given in all the recipes in this book by 1.5. Again, I stipulate, anywhere the drops are mentioned in this book, multiply the number by 1.5 if you are using the standard eye dropper. (See the pictures below.) When using the bottle dropper cap shown below, use the exact same number of drops that is



All MMS used in Africa has been bottled in these 4 ounce green bottles.

suggested in the recipes of this book. Avoid using other droppers than these two mentioned here, to prevent getting the wrong amount of solution.

In case the world has stopped using bottle dropper caps as shown below, the dropper end size in this cap is .180" X .180" square. The dropper end size of the Standard Eye Dropper is round and .125" in diameter. All amounts of MMS given in the various receipts are approximate. For those who are more scientifically inclined, 17 drops from the bottle cap equals one milliliter (that's one CC). It takes about 25 drops from the standard eyedropper to equal one milliliter. Water is not the same weight as MMS so don't go astray with various other numbers concerning drops. MMS is 20% heavier than water and that changes the size of drops and the number of the drops for one ml.



Figure 1 When using drops from a standard eye dropper always multiply the number of drops suggested in the book by 1.5.

Figure 2 When using drops from this bottle cap use the same number of drops suggested in this book. Buy at www.sks-bottle.com Stock# 2500-02 Size 20/410 Cap Code C



As far as treating diseases is concerned, 15 drops are a standard dose. That of course means, that you also add $\frac{1}{2}$ teaspoon of vinegar, or lime juice, or lemon juice and the 15 drops (from the cap in Figure 2 above) in a clean dry glass. Then swirl the glass to mix the vinegar or juice and drops and then you wait three minutes. After three minutes you add about $\frac{1}{3}$ glass of water or fresh apple, grape, cranberry, or pineapple juice and then drink immediately. Without the vinegar, or lime juice, or lemon juice it will not work. Although it is acceptable to add water, juice will also work if it does not have vitamin C added to it. Normally one would then give a second 15 drop dose in one hour. However, as already mentioned, 15 drops is too much to start with, thus one would start with less. But still, two doses one hour apart is often a very good idea. It seems to get better penetration.

Drops in a Teaspoon: A level teaspoon of lemon juice or 10% citric acid solution is about 80 drops. So a quarter teaspoon is 20 drops. A little too much lemon juice or citric acid makes no difference at all. Just don't get too little or you get poor results. On the other hand, a little too much MMS can make you sick so always count the drops for MMS.

There is a problem with a 15 drop dose. If the person taking such a dose is not fairly healthy, it will have a tendency to cause nausea. The immune system attacks unhealthy conditions using the MMS. There has never been any evidence of an attack on healthy cells. But if one supplies the immune system with excessive MMS, the

immune system appears to attack unhealthy conditions vigorously. It's what the body needs, but a nauseous reaction sometimes occurs, occasionally even vomiting. When this does occur, one has simply taken too large a dose at first. When you kill a lot of bacteria or virus or parasites that have poison in them, that poison is likely to be dumped into the system. For this reason it is advisable to give a dose of two drops or even one for the first dose just to see what is going to happen. When giving two drop doses it is permissible to use a little less than $\frac{1}{2}$ teaspoon of vinegar or lime juice, but no less than $\frac{1}{4}$ teaspoon. Or read further in this chapter to learn about using citric acid instead of vinegar or lime. Situations vary; the healthier a person is the more drops he or she can start with. When a person is very sick, start with two drops or even one drop and go to the second drop immediately if the first drop didn't make him nauseous. Wait a couple of hours and increase by one drop. Back off for a while if he shows signs of being sicker. A very sick person should receive a dose of some strength every four hours during the day and in some cases every hour, but very small doses. Almost always the sick person will begin to feel better within 24 hours. If the MMS is used by the immune system to break loose some poisons that can then make a person a little nauseous. Just don't give up. Reduce the number of drops per dose to a point where the person is not experiencing nausea. Then start increasing the drops at each dose as long as the person does not become nauseous. Keep at it until you have reached 15 drop doses that do not make the person nauseous. Then do two 15 drop doses within two hours. Then do that a second time during the day. Then do that each day until the person is well. Normally a person will be well by the time he has increased doses to 15 drops, but if not keep at it.

Larger than 15 drop doses. As already mentioned, if 15 drops is good, so maybe 45 drops is three times as good. For goodness sakes, don't go that far. In extreme cases maybe try a couple of 25 drop doses within two hours of each other. The fact is, I have had reports back from people who, when they did not get the results that they wanted, resorted to as much as 25 drops. In that case they were careful to use a full $\frac{1}{2}$ teaspoon of vinegar or 1.5 teaspoons of lemon

See Chapter 20, page 6 for data on obtaining MMS.

or lime or citric acid. The wait is three minutes or slightly longer. Never, never, never, start off with 25 drops. In fact, only in extreme cases go to more than 15 drop doses. The two doses within two hours counts as a very large dose. Be careful.

Exception to the rule, one would only start off with a large dose such as 15 drops in the case of parasites. If one had taken a poison or has food poisoning, a good dose of MMS will often help.

My friend next door caught some kind of a walking around flu. His throat was sore and he was continuously coughing and hacking. It went on for three weeks and didn't let up. He then began taking the MMS. He took 15 drop doses for several days with no change. Then out of desperation he squirted in a 25 drop dose. He added a teaspoon of vinegar, waited the three minutes, added the apple juice and downed it. The next day the hacking and coughing was gone. He took a second 25 drop dose and the next day the rest of the symptoms were gone. Later just for research, he tried several doses larger than 25 drops, but he noticed a metallic taste in his mouth the rest of the day, so he decided never to go over 25 drops. I am saying, however, never go over 15 drops unless you absolutely have to.

For people who cannot stand vinegar replace the vinegar with lime juice. Lemon juice is slightly less effective, but it is OK, maybe use an extra drop. All other factors should remain the same. I have found that many people prefer lime or lemon juice over vinegar. Anyone suspected of having Candida should not use vinegar in any amount.

Citric Acid a recent discovery: Dr. Hesselink, the doctor who has written the last chapter of this book made an important discovery concerning citric acid. He was getting his friend ready to go to Africa to use the MMS there. He felt it would be best to give his friend bottles with the dry MMS powder (sodium chlorite) and then in Africa his friend could just add water to the bottles. He then decided to do the same with the lemon juice to be used as the activator. For this purpose he bought citric acid powder since that is the acid in lemons.

See Chapter 20, page 6 for data on obtaining MMS.

Well it worked fine. His friend made a big hit and helped many sick people get well.

After the Doctor's friend returned from Africa Dr. Hesselink was sitting talking to one of his other friends who had lyme arthritis. This is an extremely bad case of lyme arthritis. He suggested to his friend that he mix a dose of MMS drink same as the one his friend used in Africa. That was 12 drops of MMS and 60 drops of citric acid solution. He did so and amazingly the arthritis was gone the next morning and has not returned.

What Dr. Hesselink used to kill other friend's lyme arthritis was MMS and the citric acid. One other point was he used the citric acid at a strength of about 5 times the strength of what the lemon juice would be. It wasn't meant to be that strong, but that is what it turned out to be. So I have been recommending using the lemon juice at that same strength for some time and it is also working.

Evaluation of the Citric acid incident. Obviously the citric acid works as hundreds of people have used it so far and it worked on Dr. Hesselink's friend's arthritis. It appears to be more effective than vinegar or lime for activation, because I was able to measure a greater amount of chlorine dioxide present in the solution. It is 10 times the strength of the vinegar activated MMS. So if you try it, let us know if you get as good results as we have so far.

Instructions for using MMS with citric acid as the activator (instead of vinegar or lemon or lime). Obtain citric acid in powder form as citric acid crystals. Some health food stores carry them, or you can order them from a pharmacy (heaven forbid). Make a 10% solution of citric acid. To make a 10% solution put one level tablespoon full of crystals in a clean glass or jar. Then add 9 level tablespoons full of purified water into the same jar. When the crystals have dissolved this is a 10% solution. In all cases when using the citric acid as an activator, use 5 drops for each 1 drop of MMS. Do everything else the same. Wait 3 minutes after mixing, add juice and drink.

When using the citric acid as an activator be sure to keep in mind all of the other instructions concerning taking the MMS. Start with taking 2 drops of MMS and ten drops of citric acid and then work up to greater amounts.

Lyme disease: For the most part lyme disease seems to be the worst of all so long as you are talking about diseases that are very hard to cure or that destroy the various organs of the body and is extremely disabling. In the case of Lyme no doubt the immune system needs MMS. The best results so far has been with MMS activated with the citric acid solution given in this chapter. Small doses every two hours seem to be the best results giving the immune system plenty of help. The basic concept again is work up to it slowly but increase until something is improving.

In most cases if you are not improving, probably you are not taking enough. However, it might take as long as a year to overcome the lyme disease. There is no proof of that yet, but the information I have received back is that everyone who has lyme and who is taking MMS is experiencing improvement.

What time during the day is best to take MMS?

It is best to take MMS just before going to bed. MMS works very fast, and the body likes to start healing very fast. People often become sleepy after taking a dose of MMS. That simply means that the body wants to begin healing. It is well known that most healing is done during sleep. If you get sleepy after a dose of MMS it is a very good sign so take a nap if you can. You will probably feel much better when you awaken. Also, if you take it twice in a day, take one of the doses it in the evening before going to bed.

However, if you feel a cold coming on in the morning or in the afternoon do not wait until bedtime to take a dose. Take a dose anytime you feel like something is trying to come on.

Children: It is perfectly safe to have children and babies to take the MMS. Of course, children must have fewer drops than adults. The

See Chapter 20, page 6 for data on obtaining MMS.

formula for children is three drops for babies. Other than babies, use 3 drops for each 25 pounds (11.4 KG) of body weight for children.

Overweight people: Start with 2 drops only for the first dose and work up to three drops per each 25 pounds of body weight. Follow instructions given in this chapter for “working up” to higher doses.

Malaria: The procedure for malaria is to always start with a 15 drop dose, and give a second 15 drops dose in one to two hours. (Remember, if you use a standard eye dropper, multiply these figures by 1.5 which in this case would be rounded off to 23 drops). Expect most of the symptoms to be gone within four hours of the second dose, but don't worry if the symptoms are not gone after four hours beyond the second dose, simply give a third dose. All malaria parasites are dead after the second dose. If the patient is still sick, it will not be from malaria. It will be from some other disease. In that case, continue with at least two 15 drop doses each day until they are feeling well.

Arthritis: There are some things that you should know about arthritis if you have the problem. First, it doesn't matter how bad it is, your body will heal it, but you have to follow the correct procedure. So you need to know what kind of arthritis you have as MMS will help with rheumatoid arthritis and lyme arthritis and some others, but not with normal arthritis.

Normal arthritis is caused by the muscles in the area pulling in the wrong direction. The wrong muscles are trying to take over and move the body in that area. When these muscles begin to pull against one another they create pain and tension in the area and begin to destroy the joint. You can get it back to working again. The book *Pain Free* by Pete Egoscue tells how to get the correct muscles back to working again, and the body then heals the joint no matter how bad the bones are scraping against one another. It's just requires some unusual exercises to get the correct muscles back to working correctly. In most cases, even severe cases, the pain is gone in a week. So buy the book at any large book store. Paper back was \$15 the last time I looked.

See Chapter 20, page 6 for data on obtaining MMS.

Most other forms of arthritis can be handled with the MMS. Just follow the directions on the label.

Abscessed teeth, infected gums, and pyorrhea: use 6 drops in a glass, add ½ teaspoon of vinegar or lemon, or lime, wait three minutes and add ¼ glass of water. Use this solution to brush the teeth. Use a new solution every morning. Do not leave this solution in the mouth for longer than 60 seconds. Expect the pain of an abscessed tooth to be overcome by the immune system in about four hours. Expect all infection and all pyorrhea to be gone in one week. Expect all loose teeth to be rock solid in two weeks. Expect a completely healthy mouth in less than three weeks. Keep in mind that the MMS solution is the most powerful health solution ever developed and it will indeed do exactly what is described here.

There are exceptions, of course. In the case of an abscessed tooth where the abscess is inside the tooth and the MMS cannot reach it through a hole or some other way, the MMS will not then handle the abscess. It will have to be pulled. Also you need to get rid of all the metal in your mouth. With metal in your mouth you are creating voltages and current that can be read on any old volt meter. It's ruining your health. I've seen people who regained their sight merely by replacing the metal in their mouth.

Hepatitis A, B, and C and all other strains of Hepatitis: the patients needs 15 drops twice a day, but will not usually tolerate 15 drops. When using 15 drops immediately, the immune system attacks too hard. Start with two drops and if that does not make them nauseous try three drops on the next dose later that same day. If it does make them nauseous try one drop on the next dose that same day. Always continue with one drop until they can take it without nausea, then go to two. Most people can start out with two drops. Keep increasing the drops until the person can take 15 drops twice a day. Be careful to avoid nausea as that often makes the person afraid of the MMS and they will quit and you won't be able to get them to start again. Remember, the MMS is merely a health drink and you are merely

See Chapter 20, page 6 for data on obtaining MMS.

furnishing ammunition to the immune system. A person needs to get accustomed to this mineral drink.

Herpes: The ads on TV can make you sick when you know that herpes can be easily cured when the immune system has the proper ammunition. About a week of 15 drop doses twice a day and no more herpes. Of course, one must start with two drop doses and increase daily until he has reached 15 drop doses and then increase the 15 drop dose to twice a day for about a week. That means the herpes should be gone in about two weeks. However, in very bad cases, it might take up to two months to finally overcome the herpes.

I suggest you use the citric acid as the activator in the case of herpes. With severe cases take the MMS every two hours for several days. When taking it every two hours, one can take smaller doses. This keeps the MMS penetrating deeper and deeper. In worse cases, one may have to use the MMS intravenously. See the chapter one IV.

People like to bash the ideas I give here that these things can be cured by the immune system. So before you send me a bad letter, why don't you just try what I tell you here. It can't cost you much and what you learn might eventually save your life. If it doesn't work, then send me a nasty letter. Let me say though, that for every criticism there have been hundreds of encouragements.

AIDS: MMS does not attack AIDS. The immune system does. It merely needs the right ammunition. As usual start with two drops, but at least three times a day. Increase the drops as quickly as you can until reaching 15 drop doses three times a day. It will take from three days to three months, but usually less than 30 days. Some cases may only clear up with intravenous injections. A doctor should always do this. See the chapter on intravenous injections.

Please note: normally healthy people can take these drops without nausea, especially after a meal. Only people sick with some kind of disease will get nausea when taking the drops. However, nausea is a good indication that the drops are doing some good.

See Chapter 20, page 6 for data on obtaining MMS.

Just so you know, when we first learned about the use of citric acid I measured the strength of the solution. The chlorine dioxide present measured much higher than when the vinegar or the lime or lemon juices were used. But the body seemed to tolerate it more easily and thus I decided to see what a reasonably healthy body could tolerate. I started low and built up slowly to 30 drops twice a day. I never felt any nausea or other negative reactions. Thirty drops twice a day is probably more than anyone will ever need. Thus we know that so long as there is nothing there to be killed or destroyed or neutralized one can expect no reaction from the dose.

Usually even sick people do not experience nausea when taking MMS, but do not be surprised when people get sick or have nausea, or diarrhea, or even vomit after taking a few drops of MMS. Try to take it or give it immediately after a meal. The MMS allows the immune system to correct various conditions in the body and this creates solutions that the body must expel during the process. This is normal; however, if you always start with only two drops it is unlikely that you will make anyone sick.

Chlorine dioxide is more powerful than any drug by far and more powerful than any other nutrient, at least that is the case in the immune system. The immune system selects out and attacks many things that are not natural to the body and it does it immediately. On top of that, it also destroys poisons that have been generated by the disease. That's why thousands of malaria patients just got up out of their beds and went home in four hours. That's why many AIDS patients in Uganda went home in three days. The fact is, a single dose has at times given the immune system enough ammunition to totally overcome hepatitis C. That's probably why it is the only thing known to overcome an abscessed tooth (when the abscess is on the outside of the tooth).

On vary rare occasions someone may have a little nausea from two drops, but that seldom will be the case. I mean rare as in one in 500 cases. But in the case of malaria and some other diseases caused by

See Chapter 20, page 6 for data on obtaining MMS.

parasites, one does not start with only two drops. The malaria victim is very sick and needs relief. It takes 15 drops to do any good. So give them 15 drops and wait a little over an hour and then give them another 15 drops. They will have tremendous relief and the malaria parasite will be dead. This is also true of many other diseases caused by parasites. On the other hand, some diseases have the ability to dig in deep and it may take weeks or even months of taking the MMS for the immune system to completely destroy them. The fact is, MMS is usually extremely fast acting.

Diarrhea and vomiting may not always be avoided. In other words, if you take MMS in any amount you may get diarrhea. Everyone does not get diarrhea, but some people need to be cleaned out. If that is true in your case, you will probably not be able to avoid diarrhea. It seems that your body knows what is needed when MMS is taken. As the immune system becomes more activated, the more things begin to take place in the body. There are things that the body does not want to allow to process through the digestive system, so it will cause vomiting. It hasn't hurt a single person so far and everyone has felt better after vomiting. In every case when diarrhea hits or vomiting takes place assume it is what is needed and it is a good indicator that healing is taking place.

Using MMS in the eyes: Follow these directions WITH EXTREME CARE, as you can cause problems to your eyes. Use one drop of MMS in one tablespoon of distilled water or eye drops that you buy from a drugstore. Wash your eye with the liquid from the tablespoon making sure it gets directly into your eye. Allow it to stay in for 15 seconds. Do not try to guess 15 seconds. Use a watch with a second hand. Then use distilled water or eye drops to wash the eye until you are certain that you have washed every bit of liquid out of your eye. Do this every two hours until the infection in your eye is gone. Begin taking MMS by mouth using 3 to 4 drop doses every hour until you notice a big improvement in your eyes. If you cannot put drops in your eyes, you can depend upon the doses by mouth if you do it every hour. REMEMBER: You MUST NOT allow the liquid with a drop of MMS to remain in your eye. If you do it will cause a burn.

See Chapter 20, page 6 for data on obtaining MMS.

(I burned my eyes once. I left some MMS in my eye thinking that since I didn't feel anything from it that it didn't have enough strength to do damage. I was wrong. It didn't do any noticeable damage to the eye ball, but the skin around my eyes dropped and stretched downward about an inch. I looked terrible like my eyeball might fall out and I was worried, but it cleared up in a few days.)

Cancer, including leukemia: The theory here is the same. Chlorine dioxide gives the immune system almost perfect ammunition to attack cancer cells. We believe the theory has proven true as many people with cancer have told us that the cancer went away or reduced greatly after taking the MMS. However, there is not yet enough research in this area. Still, it's a lot better than standard medical treatment. People have often told us, and we have noticed, that skin cancer usually dries up and drops off within one week of taking 15 drops of MMS twice a day. We do not claim that the MMS cause the effect, but we did observe the effect. Some cancers are harder to treat than others and in the case where the cancer does not start to disappear within about two weeks of starting to take 15 drops twice a day one should also get some Indian Herb from a lady in Oklahoma.

An update for this 2nd edition is that when one is working with cancer and it is not getting better an over ruling concept is that you are not taking enough MMS. Start as always with 2 drops in the morning and go to 3 drops in the afternoon. Then 4 drops the next morning then begin taking it every 4 hours, then every 2 hours. Keep increasing the dosage and frequency of taking the doses. Anytime you begin to notice nausea, decrease the number of drops in the doses. Then begin increasing the number of drops right away again. You could get up to 10 drops every 2 hours while awake. Also remember, you must always activate with vinegar, or lemon, or citric acid solution, and of course, use the 3 minute wait before adding juice or water to drink it. I favor the citric acid, using 5X the number of MMS drops. The secret is more drops and keep at it until the

cancer is gone. Find some way of checking to see if it is getting better.

There are a lot of people who say that after taking the Indian Herb that their cancer went away, but again we do not claim that. She has many letters that indicate that. We merely report what people have said. The information on where to get the Indian Herb is at the end of this chapter.

Do not hesitate to go to at least 30 drops twice a day of the MMS, or 15 drops four times a day when necessary, or more. Just keep taking less if you notice nausea, but then continue to increase when the nausea goes away.

As I write these lines, my friend next door has just overcome a small melanoma cancer on his arm. I mentioned that he was taking larger doses at 25 drops per dose. (I do not necessarily recommend doses that high, but do what works). In any case he had already checked with his doctor to confirm it was actually a melanoma. After only a week of taking the MMS the melanoma began to have a white ring around it and it then it became smaller and smaller until after about two weeks it was gone. That is, at least we could not see it any more and there was no longer any sore feeling.

On a small cancerous sore on the back of my hand that would not go away for over a year, I put one drop of MMS mixed with 3 drops of lemon juice, and as usual waited 3 minutes and then added 2 drops of DMSO. It immediately felt like someone had put a blow torch on my hand. But the pain was gone in 3 minutes. A large brown spot appeared much larger than the small sore. I put Vaseline and a bandage on it and in 2 days the entire brown spot fell off leaving a large gaping hole. I put more Vaseline on it and another bandage and in 4 days it healed completely up and did not even leave a scar. (Note: I have removed the warning about DMSO from this book as there seems to be no problem with it.) I would say, in this case, that the DMSO carried the MMS deep into the cancerous sore, killing it in

three minutes and when the pain stopped it was dead. It is not my suggestion that anyone try this. (Let me know if you do.)

Asthma: MMS has often stopped an asthma attack in 10 minutes or less, but it doesn't work every time. MMS works best with asthma over a longer period of time. It depends upon the condition of the asthma whether or not it stops an attack instantly or how long it takes to cure a condition of asthma. MMS will always help, but if a person is "beyond repair," then MMS will not do the job. However, over a period of time it will often cure the asthma.

Start with two drops twice a day for the first day, taking the drops after a meal. If the person gets nauseous he will often stop taking the solution and refuse to take more so be careful to avoid making someone nauseous. In any case, work up to 15 drops twice a day. It may take months before one can do this without being nauseous. This is because the MMS is slowly destroying something and is bringing about detoxification of the body. (That's what I think, but the fact is I have watched many people get well from various diseases and they usually are well and feeling energetic when the drops are no longer causing nausea.) Asthma is not easy to clear up, but it has cleared up in those who kept with it.

Arteriosclerosis: I guess there are many causes for hardening and clogging the arteries of the body, but cholesterol seems to be one of the best known reasons. Several people have reported to date that taking the MMS reduced the clogging of the arteries due to cholesterol. One lady called to say that she was in very bad shape. They had told her that her veins were 80% clogged. They couldn't say how much worse because they couldn't measure any more than that. She took large doses of 15 drops, three times a day, for 30 days and when they measured again, the clogging was less than 50%. That is a tremendous change in 30 days. That's not much to go on, but it gives you an idea. Remember, we are just talking about a supplement. Also remember, 975,000 people die each year from medical drug causes. No one is dead from MMS.

There is a great deal of evidence to indicate that cholesterol deposits in the arteries veins around the heart are not the cause of heart attacks. The evidence points out that the walls of these vessels, about 10 inches on the heart, are collapsed 70 to 80 times every minute with each beat of the heart for our entire lives. The walls of these vessels are strengthened by vitamin C and with a deficiency in vitamin C they lose their strength. When the vessel walls crack they remain collapsed and this is when the heart attack happens. The cholesterol that medical people say is clogging the veins has really been deposited there to compensate for the deficiency in vitamin C. It is the body's secondary defense to prevent collapsed walls of the arteries and veins. Take 6 to 10 grams of vitamin C daily. Reduce the amount if you get diarrhea. Dr. Matthias Rath researched this data. Get his book, *Why Animals do not have Heart Attacks*. Check the Internet. The proof has been established as well as it can be, certainly a hundred times better than the idea that cholesterol drugs will make you less likely to have a heart attack.

My opinion in this case would be to take a lot of vitamin C for a few weeks before using the MMS to clean out the cholesterol. Make sure the walls of the blood vessels are strong before removing the cholesterol. Read Dr. Matthias Rath's books.

All known diseases and negative medical conditions: I have not listed a great number of diseases which can be handled by the immune system in hours, days, or only a week or two, as there are so many. The MMS will probably help the immune system do its job no matter what the disease. Diseases that are not caused by viruses, bacteria, and other various germs may not be attacked directly by the MMS, but the benefit may come indirectly. Almost any disease generates various poisons which in turn cause the body to be sick. When the immune system has chlorine dioxide which, of course, is furnished by the MMS it can often neutralize such poisons. Never assume that MMS will not improve the immune system no matter how weak of a condition the immune system might be in or no matter what disease may be present in the body.

Take MMS daily to keep the body clean of most poisons and disease causing organisms.

Diseases that the immune system cannot help directly: The immune system can use the MMS to attack diseases caused by bacteria, viruses, parasites, yeast and molds, but many diseases are caused by other medical conditions. Maybe this is the case, but since the first edition hundreds of people have reported almost every medical condition known as having been improved. Examples of diseases that do not respond to MMS are, well, maybe NONE. Some diseases need to be handled by the proper diet. The immune system, when supplied with MMS, almost always produces some improvement in these diseases and their associated conditions.

Everyone who has reported having lupus and also reported taking the MMS has also reported feeling back to normal. All cases of diabetes that have reported taking the MMS have also reported doing better, not all cured, but doing better. Even those with depression have reported feeling better. One child with ADD has reported all symptoms were gone in two weeks.

There is much benefit from improving the immune system as these diseases often cause weakened conditions and weaken the immune system as well. Bacteria and virus have a tendency to attack in weakened areas of the body. Pneumonia, for example, is much more likely to attack when the body is weakened. With MMS the immune system can fight back and often overcome the infections or other conditions that have been caused by the weakened condition. This can in turn help other diseases to clear up.

For those people who would like to overcome any bad condition not caused by bacteria or viruses, the book *Eat to Live* by Joel Fuhrman, M. D. can give you many important insights into the causes of such conditions, and how to overcome them.

Remember, chlorine dioxide is the most powerful killer of pathogens known to man. When used by the immune system, it is still the most powerful killer of pathogens and the most powerful detoxifier known.

See Chapter 20, page 6 for data on obtaining MMS.

Two days of supplying the immune system with 30 drops a day of MMS can be as effective as 35 intravenous chelating drip treatments and more. (MMS can also be used intravenously either with drip or direct injection, see Chapter 13. I would suggest that chelating clinics use MMS with IV's as they can then be of real benefit.)

I say all this with only the best intention. I have plenty of axes to grind, but I do not do this for any other reason than mankind must have this amazing Miracle Mineral Supplement. I am not selling anything. (Well maybe this book, but any profit will go towards helping the people of Africa overcome the diseases there.) I tell everyone exactly how to make MMS in their own kitchen. I even suggest places that you can buy the chemical and I give complete details for you to make it. My only intention is to see that mankind gets the discovery. It is too important for me to have any other agenda. You can even make it and sell it on the Internet or to your neighbors. But more important, you can make it and save lives. Just follow the directions here and give it to anyone who has some terrible disease. You can be of help to many, many people. Look around you, there are always those who need it. You can help old people with their health problems and young people, too. If you sell it on the Internet, just don't make any claims. If you give it to someone and they get well, you can tell that story on the Internet.

I have from time to time been accused of treating diseases without a license. Some doctors have climbed on their high horse and said that I was putting lives at risk. I have always answered that they have one hell of a nerve being critical of simply giving a mineral solution that is not a drug. Any medical doctor is to some extent a part of the medical system. They either approve of Big PHARMA or they go along with them. Each year in the United States more than 975,000 people die of medical drug causes. More people die from that than any other cause of death. That's 975,000 deaths that should not have occurred.

When I mention medical drug causes I am talking about those who died because they were given the wrong drug in the hospital or a

See Chapter 20, page 6 for data on obtaining MMS.

clinic, or were given an overdose, or who had an ADR (adverse drug reaction), or had a drug taken away too quickly, or who died from drug side effects (many). Why do you think that when they advertise a drug on TV that they required to mention the drug's side effects. One of the things that they say is, "Serious or fatal reactions have occurred."

The fact is that the majority of drug deaths could have been prevented. Yet it continues year after year while the government agency (the FDA) will spend millions stopping a health food item that might have caused one death. Drugs make money for the drug companies and for doctors. They (Medical people) feel that they must attack any item that might take the place of a drug and reduce their income.

The government statistics agency has provided the causes of death in their statistics, giving 699,697 for heart disease and 553,251 a year for cancer. They do not mention one single death caused by medical prescription drugs, and their statistical research shows none. When a person with cancer dies from being given the wrong drug, the government simply reports it as a cancer death. The drug death is included in the report, but not in the government statistics. Gary Null PhD who researched much of the report "Death by Medicine" was able to dig out the true statistics because the data is available and it cannot be suppressed. Refer to the references given at the end of this chapter.

The people in the US of A are spending billions of dollars on medical treatments and we could have the best medical treatment on the planet, but it has not even come close. And then there are those doctors who are so scared they will lose revenue that they feel that they must attack the MMS.

So let me say this. Since we are not talking about a drug, why attack it or me? Why not take a day or two and check it out? Try it. See if it works. It's simple. Does it work or doesn't it? Don't take my word, or someone else's word, try it yourself. As I mentioned

See Chapter 20, page 6 for data on obtaining MMS.

previously, the entire country of Haiti would now be malaria free if medical doctors had not put a stop to our working there.

Warnings: (1) Do not allow children to use MMS unsupervised. (2) Do not allow MMS to set in direct sunlight even if it is in a colored bottle as it will create pressure in the container which could rupture and cause severe burns. MMS that has set in direct sunlight can cause very painful burns. (3) Never allow full strength MMS to remain on your skin for more than 10 seconds as it can cause mild burns.

In the case of a brown recluse spider bite, use only diaper rash ointment (Desitin) or other diaper rash ointment containing at least 40% zinc oxide. I mention this as some people have tried to use MMS for brown recluse spider bites and it had very little effect on the poison. Desitin contains 40% zinc oxide. It will kill most of the poison and reduce the pain and itching of a brown recluse spider bite in less than one day. I say this after seeing dozens of people treat their bite with this diaper rash ointment.

Black Widow bites: As long as we are talking about spider bites let me mention a remedy for Black Widow bites. Slice open a stem of freshly cut Aloe Vera leaf and put the open slice part against the bite. Use a piece about two inches by two inches. Then tape the Aloe Vera leaf over the bite with tape holding it tight against the bite and excluding most of the air. Leave it for at least 12 hours before putting a fresh piece on the bite. Most or all of the bite poison will be gone in 12 hours.

Insect bites, mosquitoes and other bugs not particularly poisonous but irritating. A really heavy mosquito bite can be very uncomfortable for several hours. Use MMS as if you were going to drink it. Put 10 drops in a glass and add ½ teaspoon of vinegar or a full teaspoon of citric acid. Wait three minutes; then put the solution full strength (just the drops and vinegar) directly on the bite. Rub it in with the tips of your fingers. The itching from the bite will be gone in about 5 minutes and the bump will begin to diminish immediately.

You do not need to wash this solution off. Once you have added the vinegar to the MMS you have negated its ability to burn your skin. Once vinegar has been added the alkalinity of the solution has been destroyed. However, when using the solution in larger areas of the body than a small insect bite always add about 1/2 cup of water to the 10-drop solution that you make mix.

Using MMS on the Outside of the Body: Please read this carefully. It is possible to cause problems on the outside of the body when using MMS in too strong of a solution. Once you have added vinegar to the MMS it can not longer cause a burn, but it can still cause a problem when used full strength. When adding six to ten drops in a glass with 1/2 teaspoon of vinegar with the exception of insect bites in a small area of the body, always add over 1/2 glass of water before putting on the outside of the body or in the hair. Never add the 10 drops mixture to any kind of body lotion. When the MMS solution is too strong on the outside of the body, it can weaken the cells and make them more susceptible to bacteria and infection. On the other hand, when used in a weak enough solution, like adding the 1/2 glass of water, it can help a great deal. For jock itch and that sort of thing, after applying some body lotion then spread the solution from the 1/2 glass of water with your finger tips.

Sores on the head: Follow the instructions for the insect bites above, but be sure to add 1/2 glass of water to the 10-drop solution of MMS and vinegar. When combed into the hair with enough solution to penetrate to the scalp it will cure most head sores in a few hours. If you use it daily it makes for a healthy scalp, but it also makes you a blond. In other words once or twice a month is okay, but when used daily you begin to notice that your hair is bleaching blond after a few days. (It is a very nice blond.)

Prevention: Information has already been presented that MMS improves the immune system. The fact is, MMS is a super preventative for almost any disease known. It's my opinion, after observing hundreds of people taking MMS, that it will prevent most

cancer, including breast cancer. But not just cancer, any disease that the immune system can attack can be prevented or aided in prevention by supercharging the immune system with MMS.

I would appreciate email letters from anyone noticing information concerning all aspect of the MMS, either pro or con. If you cannot afford health insurance, you definitely should be taking MMS every day.

When your problem doesn't clear up right away: Many people call and say, "I've been taking 12 drops twice a day for weeks, but when I go to 14 drops I have diarrhea badly." I always reply that chlorine dioxide is the strongest oxidizer known. And that is all it is. It only oxidizes and nothing else. So if you body has a lot of unhealthy gunk deposited in critical areas that is making you sick, or if it has poisons such as heavy metals deposited, or if there is a heavy load of bacteria growing somewhere, or any other unhealthy condition it will continue to work on that stuff day after day. After all, you are only using a few drops each day, and those few drops only contain a couple of milligrams of chlorine dioxide. You may have thousands of times more stuff that needs to be oxidized that a few drops can handle, but it is working on it. And the fact that you get sick or have diarrhea when you take a heavier dose proves that it is oxidizing the stuff and your body can only throw off a certain amount each day. If you give it more to throw off than it can do without getting violent, then it will get violent. Just keep the dose up just under the nausea level. You will finally get there, but know that it is working as long as it makes you sick when you take too much. When it quits making you sick, you will be well. Some diseases allow much heavier loads of bacteria and virus. It can take a while. Don't get discouraged, keep at it.

Bird Flu, Pandemic and other Mass Hysteria: For over 100 years chlorine dioxide has been used to sterilize hospital floors, benches, and equipment, and to purify water, and for sterilizing meat. During that time no pathogen has ever developed any kind of a successful resistance to chlorine dioxide. Due to the nature of chlorine dioxide

See Chapter 20, page 6 for data on obtaining MMS.

it is doubtful that any pathogen ever will. Several doctors have mentioned that the very nature of microorganisms' structure eliminates the possibility of ever developing a resistance to the oxidizing powers of chlorine dioxide. It's like trying to develop a resistance to hand grenades or dynamite. The explosion is too violent to resist. It is doubtful that any of these new mass hysteria or germ warfare diseases will be able to resist chlorine dioxide, that is to say, MMS. Chlorine dioxide was used to kill Anthrax during the 2001 Anthrax attack. Now anyone can use it in the body as well. Be sure to keep some present in your medicine cabinet.

One other point, you can bet that the pharmaceutical companies will soon find an inoculation for bird flue. They will then want to inoculate everyone in the world, especially in the U.S. They will say they want to save us, but all they really want is to make billions of dollars.

Diabetes, ALS, and many other diseases of which they claim they don't know the cause: There are a number of viruses that might be considered exotic. They really aren't, but unless you are a doctor you won't hear much about them, but you should, because they are abundantly present. The Coxsackie B virus, according to much of the present medical literature, causes up to 1/3 of the heart attacks. It causes the heart to become inflamed. The heart doesn't work very well when inflamed. It is also reported that this virus causes the pancreas to become inflamed thus causing type 1 and type 2 diabetes.

Then for ALS (Lou Gehrig disease) there is medical literature indicating the echo virus – 6 and – 7 is most likely the cause. If that is so, then there is a chance that MMS can help cases of ALS. In which cases I would start at one or two drops every two hours and increase the number of drops up to 6 to 8 drops every two hours for as long as one is awake and up out of bed using, of course, the citric acid activator and three minute wait before adding the juice or water and drinking the solution. The idea is to keep the body as saturated as possible with the chlorine dioxide. Of course there is no

See Chapter 20, page 6 for data on obtaining MMS.

guarantee, but up to this time there has never been even a slight glimmer of hope. If you are diagnosed with ALS you have 2 to 5 years and that's all. They had stuff that they claimed slowed it down a bit, and of course, they got a lot of money for it, but there never was any real data indicating the ALS was slowed down. Trying MMS just may work. Nothing else does. So, it's worth a try.

Curing diseases with drugs? Can it be done? No. The only thing that ever heals the body is the various mechanisms of the body. Healing is controlled by the body. NO drug or no nutrient can heal the body. NOT ONE! There are things that the body can use to aid in the healing, but in the final analysis, the body always does the healing. Drugs occasionally help the process, but normally the body needs nutrients instead of poisons, which all drugs are to a greater or lesser extent. MMS is the same. It cannot heal or cure the body of anything. It may or may not kill pathogens in the body without the body's control. However, once the germs or pathogens or poisons are destroyed, healing can take place at a much faster rate. This is why healing in so many parts of the body seems to happen so much quicker. It is not that the MMS has healed anything. It cannot. But it can clear the way for healing to take place.

Overcoming cancer and many other terrible diseases. Be sure to read this paragraph. MMS seems to be effective against most diseases, but some diseases require much more MMS than others. Normally the answer is if you are not getting improvement, take more MMS. This means that you should start off with 2 drops, using the lime or vinegar or citric acid and the 3 minute wait as always, and then add juice or water and drink. Continue to increase the number of drops twice a day, if you can. Go to 3 drops, then 4 drops, then 6 drops and so on until you reach 15. Stay at 15 drops a day for several days, then do it twice a day. Then, if you do not notice an improvement increase the number of drops. Always reduce the number of drops if you feel nausea, but continue to increase the number of drops, keeping below the nausea level as much as you can. Increase up to 20, or 25, or even as much as 30 drops twice a day, for a serious condition.

Be very careful. If you feel nausea, reduce the number of drops. Do not remain at high, 20-30 drop levels unless you really see an improvement in the condition you are trying to handle. When the condition is overcome, be sure to drop back to only 6 drops a day for maintenance.

However, if you do get nausea or vomiting or diarrhea do not be worried. Many times the body needs to get rid of something. Many times a health expert or doctor may advise you that you need to get yourself cleaned out. Well, if you need it, the MMS is going to do it. It's not a bad sign.

Antidote for too much MMS: For someone who has taken too large a dose of MMS and is then nauseous, it is possible to drink a glass of cold water to which has been added 1000 MG of vitamin C. Bicarbonate of soda also acts as such an antidote. Use a level teaspoon full of bicarbonate or take an Alka-Seltzer tablet in a glass of water. If you use the vitamin C do not use the bicarbonate of soda or Alka-Seltzer. Use either one but not both.

Overdose of sodium chlorite: Anyone who has consumed more than ½ teaspoon of the miracle mineral should immediately begin drinking water, as much as possible. It is possible to drink as much as several tablespoons of MMS right straight from the bottle, but this would make one very sick. If this occurs begin to drink as much water as possible. It is best to add ½ teaspoon full of bicarbonate of soda to each glass of water. Be sure to see a doctor or emergency poison clinic.

Training: You have read this book and hopefully you now know how to use the MMS. BUT if you make up some MMS for others, YOU must train people to use it properly. Do not expect that you can rely only on the directions on the bottle. No, no, no, and no! People must be trained to use the MMS. If you give someone a bottle, sit down with them and actually do a training session. Have them drop two to six drops of MMS in an empty glass, add ¼ teaspoon of

vinegar and swirl. Wait three minutes, add ½ glass of apple juice, then you drink a dose and have them drink a dose.

Please, believe me, this is the only way it works. People must be shown. In the past eight years every mistake in the world has been made, and many of the mistakes simply keep it from working.

I already told you about the lady that took 30 drops the first time. She was sick for three days. I told one other lady that she must put six drops in an empty glass and add ½ teaspoon of vinegar, wait three minutes and add ½ glass of apple juice. She promptly went home and added six drops of MMS to ½ cup of full strength vinegar. She later told me that before she finished drinking that ½ cup of vinegar sweat was running off her forehead and down her neck. The vinegar got in her eyes and she could barely see.

Everything that could go wrong has gone wrong. Some prepared it the night before (never allow more than ½ hour between mixing it and drinking it), and some tried it in their coffee (never do this). Almost no one gets it right without at least one session of training. It's too simple. Everyone expects it to be more complex. So please, please, train each person to whom you sell or give a bottle to. Not to do so means you are asking for failure and it is unfair to them. Also, don't think that most people will be able to do it right and only a few will fail. Not so! Most will fail, in one way or another, if not trained. Just be sure to do the demo with each sale or gift.

I plan to have training classes in Mexico for those who want a real education in using MMS.

Follow the instructions and you can save lives and watch people get better.

Benefits that happen within the body when someone takes MMS.
These are the things that I have observed over the past 10 years. Some of it is my opinion, however, I have discussed all of the

following information with medical doctors who have agreed with me. But then some of that was their opinion as well.

So this is what appears to be happening in the body when MMS is ingested after using the various activators listed in this chapter. The first thing that the MMS does is destroy anaerobic microorganisms including viruses, bacteria, molds, yeast, and parasites. These are the disease causing organisms. There are many reasons to believe that this is what happens. This generally happens between 4 hours and 4 weeks, but in less than one week in most cases. This includes all forms of infection and other microorganisms. Also blood diseases such as leukemia.

Secondly, the MMS oxidizes the heavy metals within the body. I believe this because there have been a number of tests where the hair roots were checked before and after taking MMS. Afterwards, the heavy metals were gone. That includes mercury and lead and several other metals. Unfortunately, hair root testing is not totally accurate, but it is a good indication. Oxidation of the heavy metals is not the same process as chelating, but the results are the same. When a heavy metal is oxidized it is neutralized and is simply washed out of the body.

Thirdly, the MMS is carried through out the body and where it neutralizes foreign matter that is generally poisonous to the body. When oxidized, these poisons are neutralized and merely wash out of the body. Almost all poisonous material will be acidic in nature, thus allowing the MMS to recognize it. These poisons will all be attached at various locations and they will be hindering the function of the body. As they are oxidized they will no longer stay attached and will be washed out of the body.

Fourth, most forms of poisons from snakes and other venomous animals are oxidized when adequate amounts of MMS are taken. Most food poisons found in restaurants or in your refrigerator are oxidized, which is why one should take a number of doses when feeling the effects of food poisoning.

Fifth, the poison generated in burns, particularly type 3 burns when covered immediately with MMS, or even within hours, is neutralized by the MMS. The MMS should not be left on more than 1 minute. It must be rinsed off with water.

I am collecting Stories of Success of people who have used the MMS. If you have a Story of Success please email me at jim@jimhumble.com Just put "Story of Success" in the subject. These stories will save lives. Please send in yours. If you don't put "Story of Success" in the subject area of the email or the spam filter will kick it out. Please use real names of people who are willing to be named. Someone will call you to verify your story. We need, the world needs, stories that can be verified.

References and sources

The Indian Herb Anti Cancer Herb is sold by a very nice lady by the name of Kathleen. She lives in Texas in the USA. Her phone number is 806 647-1741 The cost is \$60.00 for a vial.

Death by Medicine by Gary Null, PhD, Carolyn Dean MD, ND, and others. A free copy can be downloaded from the Internet at www.newmediaexplorer.org/sepp/Death%20by%20Medicine%20Nov%2027.doc

Available MMS for you to purchase immediately. If you don't want the hassle and you would like to try my exact formula, you can order it from Kenny Richard in Canada at MMS@albertacom.com

For emergency use today, you could buy a bottle of Stabilized Oxygen from a local health food store. Make sure it is made from sodium chlorite. Normally Stabilized Oxygen is 1/8 strength of MMS. So when the instructions in this book call for starting with 2 drops of MMS, you will need 16 drops of the Stabilized Oxygen. For treating any kind of a condition you will need to reach 120 drops a day. Don't forget the lemon or citric acid, or vinegar activator. The bottle isn't going to last very long. For just maintenance to keep your immune system up and in good shape you will need at least 48 drops

See Chapter 20, page 6 for data on obtaining MMS.

a day. It still isn't going to last long as most such bottles are one ounce or less. Buy MMS from Canada or one of the other suppliers listed on the MMS Web Page for \$20 a bottle. It will last you two years if you use a 6 drop maintenance dose each day. Or better still, buy the sodium chlorite and make your own.



Chapter 11

Treating burns

The MMS solution has an amazing ability to treat burns. There is some kind of a chemical created in a burn that is neutralized by MMS. A burn is best treated by MMS immediately after the burn, but it can still help even hours later.

When a burn happens, no matter how bad, one should squirt the MMS full strength straight out of the bottle all over the burn. Do not use the vinegar in this case. Using the tips of your fingers, very lightly with a feather touch make sure it is spread completely on the burn. LET IS REMAIN THERE **for only 30 seconds to a minute**. Do not allow your fingers to press on the burn in any way. If you had a paint brush handy, that would be best. But don't spend any time looking for a paint brush. The sooner you get the MMS on the burn the better. The acidic chemical in the burn is neutralized by the alkaline solution of the MMS. The pain stops immediately, within seconds. Wash the MMS off with water.

When treating a burn, make sure you leave it on for at least 30 seconds. Count slowly to 30 before washing it off. **You absolutely must wash it off or the burn will become worse.** If you do this correctly, the burn will heal in about ¼ the ordinary time for a similar untreated burn.

The MMS must be washed off with water within 30 to 60 seconds. If water is not available do not use the MMS until you are sure that something is available to wash the burn off. Any drinkable liquid will do for washing the MMS off of the burn if there is no water available.

Sunburns can also be treated. Use a cloth very lightly or with the tips of your fingers very lightly spread the MMS full strength on

See Chapter 20, page 6 for data on obtaining MMS.

the sunburned area. Use plenty of the of MMS so that it spread quickly and easily. Leave the MMS on for 15 to 30 seconds and then rinse off with water. It must be rinsed off completely. Do not leave it on. Waiting more than about 30 seconds will make it worse. If you rinse it off, the pain vanishes immediately.

If you have a hard time following directions or if you cannot understand **“Wash it off”** please do not attempt this action. It must be rinsed off of the burn within 60 seconds. MMS is a miracle with burns when used right. It will stop the pain and save lives, and make the burn heal much faster, but if you do it wrong, (in other words if you don't wash it off) it only makes it worse.

Please tell your friends about the free Part 1 download.

Chapter 12

MMS and Longevity



As I already mentioned, I wish I could absolutely say that the MMS will give you 25 years more of life. I can't prove that at this time, but I believe it. The thing that kills older people is a poor immune system. As you get older, your immune system goes bad. MMS changes that. When one is taking the MMS on a regular basis his immune system becomes supercharged. There is little to nothing that can get by the immune system in that case.

Our dark field microscope has shown that the longer one continues to use the MMS the more supercharged the immune system becomes as far as white blood cells are concerned.

After treating hundreds of people for six years it is my opinion that no disease known to man that is caused by pathogens (viruses, bacteria, parasites or other micro organisms) can withstand an immune system being treated daily with MMS. One might need to increase dosing on occasions when the flu season is extremely bad or other diseases are around.

The body seems to recognize flu bugs. For a person taking the MMS it then tends to react as it always has when flu hits, except for one thing. The reaction usually lasts less than 24 hours, and on rare occasions as much as 48 hours. The flu is 1/10 as severe as when one is not taking the MMS. Most diseases will never occur, but some do show up as a mini disease that is gone in hours. Colds come and are fully active, but they are usually gone in an hour or two.


When taking the MMS as a maintenance dose the diseases that usually kill older people simply won't get to you. However, it will be

your job to keep yourself in good condition otherwise. If you remain a couch potato, you will probably still last a little longer, but nature's old rule, "If you don't use it, you lose it" will probably always be in play.

The MMS gives you the tools to live a great deal longer, but it will be up to you to make that happen. That includes taking other nutrients. When the MMS kills off the pathogens your body is still going to need the proper nutrition to remain healthy. That means the proper balance of vitamins, minerals, proteins, and oils. Old age is normally a mass of deficiencies of various nutrients. The MMS kills off the diseases and neutralizes the poisons, but the deficiencies can kill you all by themselves. Staying young or just remaining alive, you got to work at it.

Chapter 13

MMS Intravenously



MMS has been used intravenously with faster results than by mouth. **Do not use vinegar when using MMS intravenously.** Six to eight drops of MMS in 20 milliliters of sterile injection solution bought from a pharmacy in a foreign country for injection purposes was used. It was a glucose solution. The injections were done, some in veins and some in arteries. The injections must be fast at about 20 seconds for the 20 ml solution. The injections were done one or two per day for up to three days. More days might be okay, but that is all we did. All injections were done by doctors. Do not try this yourself or without a doctor.

Seven drops of MMS in a bottle of 500 ml of sucrose drip solution was used for the first day and 22 drops of MMS was used in a bottle of 500 ml of glucose drip solution the second day and continuing up to 30 days in a row. The drip speed was adjusted for about two hours for the full 500 ML. The results were spectacular. All drip solutions were done by doctors. Do not try this. Keep a blood pressure machine handy with many tests at the very beginning. If the blood pressure drops more than 20% stop the action. Give fruit juice to bring up the pressure.

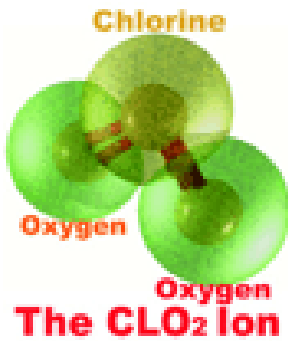
The blood in the veins and drip solution itself acts as a neutral solution which adjusts the alkalinity of the MMS downwards, thus causing it to begin releasing chlorine dioxide. It is carried throughout the body getting to places that it would not otherwise get. After adding the MMS we always waited 1 hour before beginning the process. The reason for this was to allow some chlorine dioxide to be generated.

When using IV the drops should always be adjusted to the maximum amount of drops without causing the patient to be sick. A normal

See Chapter 20, page 6 for data on obtaining MMS.

person does not become sick with 22 drops of MMS in a glucose 500 ML IV solution. Normally, an AIDS patient will become very sick at this level of drops. Thus one should start with 2 to 5 drops and increase by a couple drops each treatment. Should the patient become nauseous during the treatment or immediately after, on the next treatment one should use 2 drops less. Then begin increasing the drops until the patient can take 22 drops without becoming nauseous. Continue at this level increasing to twice a day until the patient tests negative for AIDS. At any time the patient becomes nauseous the treatment should be stopped immediately for that day. But do not stop the treatments. Just use a couple drops less the next treatment.

Nausea is not a bad sign. It indicates the MMS is working. But if the patient feels really bad, he can drink a glass of water to which 1000 MG of vitamin C has been added.



Chapter 14

Chlorine Dioxide and Blood Chemistry

To understand why the Miracle Mineral Supplement works one must understand some of the chemistry of chlorine Dioxide and some of the chemistry of blood. Chlorine dioxide is a gas that is dissolved in water when in the body. Chlorine and chlorine dioxide have been used as disinfectants for more than a hundred years and there is little doubt that they simply destroy pathogens of all kinds. Both have been used in water purification systems for more than 50 years. In recent years, in water purification systems chlorine has been used less and chlorine dioxide a great deal more as it has many benefits over chlorine. Chlorine dioxide is used extensively in water purification systems throughout Europe. Although chlorine dioxide is somewhat more expensive than chlorine, its many benefits over chlorine has resulted in it being more extensively used in water purification systems than chlorine. In 1998 The American Chemical Society, Analytical Chemistry Division said chlorine dioxide is the most powerful antimicrobial agent known to man.

Chlorine dioxide kills pathogens by oxidation, a completely different chemical reaction than that of chlorine (chlorination) and oxidation results in no harmful chemicals. A 10-ppm drink of chlorine in juice will cause a healthy person several hours of nausea, while a 10-ppm drink of chlorine dioxide causes no nausea at all for a healthy person, and yet it is more efficient in killing pathogens than chlorine.

None of the functions or elements of the human body including friendly aerobic bacteria are affected by chlorine dioxide in diluted solutions of 50-ppm or less. On the other hand, solutions of 0.1 to 1-ppm seem to induce a spectacular immune response reaction attacking anaerobic bacterium, viruses, parasites, harmful molds, yeasts and other pathogens. Without realizing it, hundreds of

See Chapter 20, page 6 for data on obtaining MMS.

thousands of Americans have been drinking diluted solutions of chlorine dioxide for more than 100 years in various health waters sold to the public. Diluted solutions of salt treated with electricity have been sold as “health water” under various names such as “Willard Water” which is still being sold. Most of these waters contain low levels of chlorine dioxide as a result of the electrolytic treatment. The chlorine dioxide concentration in such water was very low and thus was never strong enough to do a thorough job of killing pathogens in the body, however the benefits claimed for these health waters were more than likely caused by the chlorine dioxide as there is no other element in the water that would seem beneficial. Other health drinks have been sold that contain various chlorine derivatives. Stabilized Oxygen which is a diluted solution of sodium chlorite when diluted further with water very slowly gives off chlorine dioxide. The MMS is just a stronger solution to which a food grade acid has been added. The acid such as vinegar or citric acid often used in soft drinks reduces the solution to an acid condition but still within a food range which releases up to about 1-ppm chlorine dioxide, a level of concentration that is sometimes found in processed food but is 100’s of times that which is produced in Stabilized Oxygen.

Because of the acetic acid in the vinegar, or citric acid, when added to a sodium chlorite solution, the solution begins to release chlorine dioxide on a linear timed basis for up to 12 hours. Stomach acid does not tend to significantly change this timed release. The amount of salts and vinegar is calculated to release one milligram of chlorine dioxide per hour. An hour is the amount of time that it takes one milligram of chlorine dioxide to deteriorate into table salt and other harmless chemicals plus one very useful chemical. The linear production of chlorine dioxide and its constant deterioration into table salt and chemicals brings about a constant level of chlorine dioxide in the body for approximately 12 hours at which time all chlorine dioxide deteriorates leaving no trace and nothing that is deleterious to the body. Thus the poison index after that period of time is zero.

See Chapter 20, page 6 for data on obtaining MMS.

Hospitals and laboratories have used chlorine and chlorine dioxide for more than a hundred years as a disinfectant for cleaning floors, benches, and tools. No pathogen can resist them and no disease, either bacterial or virus has ever developed a resistance to chlorine dioxide. The human body has very few mechanisms that can differentiate between oxygen and chlorine dioxide. Since red blood cells cannot tell the difference, strong evidence indicates as the MMS enters the stomach, absorption mechanisms in the stomach walls allow the red blood cells to absorb the chlorine dioxide and carry it to various areas of the body where oxygen ions are normally taken.

The natural pH of the human body is approximately 7. At pH 7 chlorine dioxide, in the absence of light, is fairly stable for a few minutes. However, disease pathogens are essentially all anaerobic and have a different fingerprint than that of friendly aerobic bacteria as do malaria parasites. As mentioned above, the red blood cells readily absorb the chlorine dioxide and once in the cell they attack the malaria parasite because the surface of the parasite has a lower pH than the blood.

Chlorine dioxide is an extremely high explosive and it is so volatile that it cannot be transported. The only way that chlorine dioxide can be utilized is for it to be generated on site and used as it is generated, or generated in situ (in place). It is the volatile nature of chlorine dioxide when it contacts pathogens that makes it so effective both in water systems and within the human body. As doctor Hesselink has pointed out in chapter 22 of this book, the very nature of the malaria parasite prevents it from ever developing a resistance to chlorine dioxide. However, we also believe that the volatility of chlorine dioxide also helps prevent pathogens from developing a resistance to it. It's sort of like trying to develop a resistance to hand grenades. You just can't do it.

Normal levels of oxygen in the blood cannot destroy all of the pathogens present under disease conditions, however, when chlorine

See Chapter 20, page 6 for data on obtaining MMS.

dioxide is adsorbed with the oxygen it is a different story. When a chlorine dioxide ion contacts a harmful pathogen it instantly accepts five electrons from the pathogen, or it might be more descriptive to say that it instantly tears off five electrons. An extremely fast chemical reaction is in essence an explosion, and this is exactly what happens on a microscopic level. The damage to the pathogen is a result of losing electrons to the chlorine ion and the release of energy. The pathogen, basically, is oxidized by chlorine ions and as a part of the action the chlorine becomes a harmless chloride (table salt). Two atoms of oxygen are released as ions from the chlorine dioxide ion but the oxygen has little effect other than to attach to hydrogen ions making water or attach to a carbon ion to make carbon dioxide.

It is the process of the chlorine dioxide ion oxidizing pathogens or other harmful chemicals that is beneficial to the body. Although the two oxygen ions of the chlorine dioxide ion are released, their charge level does not result in oxidation. The same process continues throughout the body where chlorine dioxide ions contact pathogens. It does not attack beneficial bacteria or healthy body parts, as their pH is not below 7. It will also oxidize diseased cells, such as infections or cancer. In the event that the chlorine dioxide does not contact a pathogen or other poison, it deteriorates into table salt and hypochlorous acid that is useable by the body.

The lymph nodes, for example, are one of the areas where the blood normally releases oxygen to oxidize various poisons in the node and then it carries the oxidized poisons away to the liver. The red blood cells carry the chlorine dioxide ions the same as oxygen and thus chlorine dioxide ions are also released in the lymph nodes. The chlorine dioxide ions are inert to normal cells but they will destroy disease pathogens found there.

A minute amount of naturally produced chlorine dioxide is found in the human body, and one of the chemicals that chlorine dioxide helps to create as it deteriorates is myeloperoxidase a chemical that the immune system needs. The immune system uses this chemical,

See Chapter 20, page 6 for data on obtaining MMS.

myeloperoxidase, to generate hypochlorous acid. The body uses hypochlorous acid extensively to kill parasites, bacteria, fungi, viruses, tumor cells, natural killer cells, and to destroy some waste products under normal conditions. However, diseases and body conditions can result in a deficiency in the hypochlorous acid needed to destroy the pathogens that are present. This is due to a medical condition known as myeloperoxidase deficiency. In the case of many other diseases there are other immune system reactions that can overcome the diseases, however in the cases of malaria and other extreme diseases, there is not enough hypochlorous acid to kill the parasites or pathogens, nor are there any other immune system reactions that can destroy them. Thus the hypochlorous acid created by chlorine dioxide as it deteriorates in the body is probably another mechanism by which malaria and other diseases are destroyed.

In the case of the MMS, when taken by mouth by a malaria victim after adding vinegar and juice, all malaria symptoms including chills, fever, aching muscles and joints, headache, nausea, and other symptoms are gone within four hours in 98% of all cases. The other 2% are symptom free within 12 hours. Although some malaria victims are sick from other diseases, we have never found a case in which the malaria parasite was not destroyed. To this date, July 1, 2006, more than 75,000 malaria victims have been treated with no serious side effects reported. Since normally two deaths per each 250-malaria victims is expected, and zero deaths were reported in the 75,000 cases treated, we must assume that 300 lives have been saved and that the MMS is doing its job.

In February of 2006 clinical trials were conducted in a prison in the country of Malawi East Africa. The results were a 100% cure rate of all malaria victims treated in the prison. Several months later in the same year the Malawi government made its own separate clinical trials. They reported with the same results. All malaria victims treated recovered and there were no failures.

In the case of AIDS, when the MMS is injected as an IV solution into the blood, it is carried in the blood plasma throughout the body while generating chlorine dioxide that is no doubt absorbed into the red blood cells. In a series of 390 AIDS cases treated by IV in a small clinic in Kampala Uganda over a eight-month period beginning March 2004, 60% of the cases were considered free of AIDS in three days. The remaining 40% were judged free of AIDS in four to 30 days. Most of the AIDS victims treated were those that were sent home from the local hospital to die as the hospital could do nothing for them. Unfortunately, AIDS blood tests could not be made as the money and facilities were not available, however, all victims were known AIDS victims and the majority went back to work or to their lives with no AIDS symptoms left. Only two cases out of 390 were considered to have failed. Those few that were reviewed later, from one week to a couple of months, were still symptom free.

References: Wikipedia Free Encyclopedia on the Internet. Search chlorine dioxide.

References: Web sites that provide many additional references.

Myeloperoxidase Deficiency Article by Javed Sheikh, MD
www.emedicine.com/ped/topic1530.htm

[Dictionary Definition: Myeloperoxidase deficiency: Deficiency of the enzyme myeloperoxidase which may predispose to severe fungal infections. The enzyme is critical to the oxygen-dependent killing of bacteria by leukocytes \(white blood cells\). MedicineNet.com](#)

A Focus on chlorine dioxide: The "Ideal" Biocide G. D. Simpson, R. F. Miller, G. D. Laxton, and W. R. Clements
www.do2.com/reading/waste/corrosion.html

Advantages of chlorine dioxide www.purate.com

See Chapter 20, page 6 for data on obtaining MMS.

Advantages of chlorine dioxide

<http://www.newton.dep.anl.gov/askasci/chem00/chem00472.htm>

http://www.aet.org/science_of_ecf/eco_risk/chlorine.html

www.epa.gov/safewater/mdbp/pdf/alter/chapt_4.pdf

Please tell your friends about the free Part 1 download. Go to the following address www.miraclemineal.org/friends.htm



Chapter 15

Overview of the Use of MMS and Main Points

The specifications of MMS are as follows:

1. MMS consists of 28% sodium chlorite powder dissolved in distilled water. (Since Sodium chlorite powder is only 80% sodium chlorite and cannot be manufactured any more pure than that, the actual percentage of sodium chlorite in MMS is 22.4%.) (When mixing use 28% sodium chlorite powder by weight and 72% distilled water). Sodium chlorite powder is 80% sodium chlorite and 19% is table salt (sodium chloride) and less than 1% of several other sodium chemicals that are considered nontoxic. Be careful here. Do you see why a 28% sodium chlorite powder mixture is only 22.4% actual sodium chlorite? If you don't, read it again. The powder is only 80% sodium chlorite. The characteristics of sodium chlorite are important. It is a hazardous material for the purpose of shipping. It comes in white or slightly yellow flakes. A hundred pounds is shipped in a metal drum 14 inches in diameter, and 27 inches high. Smaller amounts usually come in plastic jars. It can cause fires if it contacts organic materials and a spark.

2. A maintenance dose of MMS is six drops from the green bottle with the white bottle cap as given in Chapter 10. All drops mentioned in this book and on this page are drops as given in Chapter 10.

3. A full dose to overcome diseases is 15 to 18 drops from the green bottle with the white bottle cap, also shown in chapter 10. For disease normally a full dose is given twice within two hours

each day until the disease is gone. Other protocol may apply for certain diseases.

4. When using Stabilized Oxygen at the standard 3.5% to make MMS (using vinegar), use eight times the number of drops as is specified in the various recipes listed in this book. If you are using a standard eye dropper as shown in chapter 10 use 12 times the number of drops as is specified in the various recipes listed in this book.

5. One drop of MMS contains nine milligrams of sodium chlorite

6. When six drops are mixed with $\frac{1}{2}$ teaspoon of vinegar in a dry clean glass, one milligram of chlorine dioxide will be generated in three minutes. The solution will not become much stronger than one milligram as the chlorine dioxide near the surface of the liquid goes into the air. You can make it stronger by putting a lid on the solution preventing much of the chlorine from escaping.

7. When $\frac{1}{2}$ glass of apple juice, grape juice, or pineapple juice is added to the mixture given in number 6 above, and the drink is consumed, one milligram of chlorine dioxide will be generated each hour for approximately 12 hours within the human body.

8. Chlorine dioxide, generated by MMS, is the most powerful killer known to man of microorganisms, such as, viruses, bacteria, parasite, molds and yeasts. Chlorine dioxide has been known and used for over 100 years as a sterilizer for hundreds of uses in hospitals and the food industry. No other chemical or drug has an equal effect. Adding vinegar to sodium chlorite creates the same power to kill microorganisms in the body.

9. Do not allow MMS to set in direct sunlight. It creates high pressure and has been known to blow the lid off. The liquid after contacting sunlight becomes very strong and will create burns if

See Chapter 20 page 6 for data on obtaining MMS.

not washed off immediately. In the case of contact with eyes, flush with water for several minutes.

10. Any dose of MMS requires $\frac{1}{4}$ to $\frac{1}{2}$ teaspoon of vinegar or citric acid with the exception of intravenous use. Without vinegar or citric there is very little benefit. Do not use vinegar or citric when used intravenously. The blood will accomplish what the vinegar would do otherwise, but it does it more slowly.

11. Any vinegar is okay to use, but must be 5 - 6% acetic acid.

12. Any sodium chlorite for use in laboratory or for use in water treatment for humans is acceptable for making MMS. (When using 15 drops and then adding juice to drink, the amount of impurities in 15 drops is insignificant when considering the maximum allowable daily impurities that might be allowed for a human being to consume.)

13. Sodium chlorite is used throughout the world to generate chlorine dioxide for water purification, for bleaching of paper pulp, for bleaching of cotton, and hundreds of other uses in industry.

14. Sodium chlorite was first used for treatment of humans in 1926 in Germany by Dr. William F. Koch, MD, Ph.D. It has been use in the U. S. since 1930.

15. Since 1926 it has been considered by those who use sodium chlorite that it is Stabilized Oxygen and that it furnishes oxygen to various parts of the body. That is a mistaken idea. No useable oxygen is available from sodium chlorite. But Chlorine dioxide is also an oxidizer. However, it is much more powerful than oxygen.

16. Vitamin C that is used in juices as a preservative will completely prevent the MMS from working. Do not use juices

See Chapter 20 page 6 for data on obtaining MMS.

from off the shelf unless you are sure no vitamin C has been added. Some pure apple juices do not have added vitamin C. The natural vitamin C in juices is not a problem.

17. Orange juice will prevent MMS from working. It prevents the chlorine dioxide from being generated.

18. Apple juice, cranberry juice, grape juice, and pineapple juice are okay to add to the MMS drink after the three minute wait if the juices have not had vitamin C added. The best idea is to use fresh juices that you know do not have vitamin C added. Most other juices prevent the MMS action that is necessary. Very few manufacturers do not use vitamin C as a preservative. Read the label very carefully. If vitamin C has been added do not use the juice.

19. Shelf life, if the bottle has not set in the direct sunlight, is two to four years if the bottle is dark glass or plastic. Clear glass or plastic is okay for a short period of one or two days. If the bottle sets in the direct sunlight it will last only about an hour even when if it is in dark glass or plastic.

20. Full strength MMS is alkaline at a pH of 13. It can cause a slight burn if not washed off of the skin in less than a minute. Flush with water. When vinegar is added to the 6 or 12 or even 18 drops the pH is then 4.5. When apple juice is added after three minutes the pH matches the apple juice exactly, which is approximately 4.8. The other juices mentioned in this book are similar. Use only apple juice, grape juice, pineapple juice, or cranberry juice that has not had extra vitamin C added.

21. MMS can be used to purify water. Use 8 drops per gallon when in the jungle or in the woods. Wait 8 hours after adding the drops. The water is then safe. Or use 6 drops per gallon in a foreign country to make the water safe.

Sodium chlorite powder is hazardous. It cannot be allowed to come into contact with heat and organic materials at the same time. It can cause fires. The liquid made from the powder is not hazardous, but if it is allowed to dry out and become a powder again it will be hazardous.

Buying Sodium Chlorite

My suggestion is that you get an extra supply of sodium chlorite if it is at all possible. The government will be acting at the request of the drug companies to limit the sales of sodium chlorite. Once sodium chlorite swings into use as MMS it will eat into the profits of the drug companies. They will fight. They can't win, but you can believe that they will try. You can help this program simply by buying 100 pounds and storing it. Chapter 17 gives more details of buying sodium chlorite.

Buying small amounts of sodium chlorite (100 grams up to 5 pounds).

There are a few chemical supply companies that supply chemicals to chemistry students. These along with other chemical supply companies for laboratories are the easiest to do business with. Normally you can order over the Internet. Just use Google and put in "sodium chlorite". Or if you just want Stabilized Oxygen put in Stabilized Oxygen. Or put in "laboratory chemicals" and "sodium chlorite." The companies listed below are in the USA. I have included them just to give you an idea of what kind of chemical supply places will have sodium chlorite.

Here are several lab supply houses that sell sodium chlorite:

www.advanced-scientific.net

See Chapter 20 page 6 for data on obtaining MMS.

At this date, 9/1/06, they charge \$36.45 for 100 gm, \$117.00 for 500 gm, \$361 for 2,500 gm (5.5 pounds).

www.labdepotinc.com

Same prices as Advanced-scientific above.

<https://secure5.nexternal.com> Same prices as above.

Buying larger amounts of sodium chlorite. It comes in 100 pound steel barrels and in 110 pound steel barrels.

If you want to do a little more, like make up 100 four ounce bottles to sell and give to your family and neighbors, you will need at least 10 pounds. As you can see from the prices above, buying a 100 pound barrel will cost you less than trying to get 10 pounds. The problem is, you need a company to buy 100 pound barrels as a general rule. Some of these companies, listed on the Internet, will sell to individuals.


Of course, you can make up your own company and that will work in many cases, but there are those companies that require your company state or city resale number. You might be able to find a local business that will receive the sodium chlorite for you and let you use their name for this purpose or just order it for you. Alternately, you could just buy a resale number from your city.

Finding industrial sources for 100 pound drums is a little harder than buying lab supplies. Go to Google and put in "Drinking water

See Chapter 20 page 6 for data on obtaining MMS.

chemicals,” or “drinking water treatment chemicals.” Of course, use Google for the country you are in. Most countries will have sodium chlorite for water purification. Or look up NSF on the Internet or NSF/ANSI Standard 60. This is an association which many companies that sell sodium chlorite belong to. Just start calling the various companies that sell sodium chlorite for water purification. You will eventually find one that will sell you the 100 pound barrel between \$250 and \$400. Then it will cost you about \$150 shipping because it is a hazardous chemical unless you can drive to pick it up. There is a LA Chemical Company division in Atlanta, Las Vegas, and many other cities in the US. Keep in mind with that barrel of 100 pounds you can make 500,000 doses. That is approximately 1/10 cent per dose.

At a last minute decision, on my way south to publish this book, I managed to buy a 100 pound barrel of sodium chlorite from the Los Angeles Chemical Company of Los Angeles, California for the price of \$278.00. The lowest price so far. I picked this barrel up at their Las Vegas division. Since I picked it up myself there was no shipping costs. They will not sell to an individual. You must be registered with them as a company. I formed a small company in a Nevada town and then called them to order a barrel. They put my company in their data base when I called them up. They then ordered the barrel for me and told me it would be available at their location in Las Vegas the next week. There was no problem. I paid for it with my personal credit card at the time I picked it up as I had not established credit with them.



Chapter 16

How to Make MMS in Your Kitchen

MAKING 12.6 OUNCES OF MMS: There are more than 1,412 doses of MMS in 12 ounces. That should last you and your family for a couple of years. MMS is light sensitive so you must bottle it in a very dark glass or plastic bottle, or in dark opaque plastic. Dark green, blue, or brown transparent plastic is okay. The light that goes through these dark colors will not harm the MMS. Don't worry about the MMS being out in the daylight for a couple of days. However, never allow it to set in the direct sunlight. Sunlight will ruin it in an hour even when it's in a dark plastic bottle.

The reason that we use 12.6 ounces is because that's how many ounces of MMS 100 grams of sodium chlorite will make. The reason for that is 100 grams of sodium chlorite is the easiest amount that you can purchase. Many chemical supply houses sell 100 grams for about \$30. Five or six pounds can be purchased at laboratory chemical supply shops for \$300, but if you are serious bulk quantities of 100 pound barrels sell for about \$400 at different industrial chemical companies. (See Chapter 15 for data on buying sodium chlorite.) An update from a reader tells me that a 110 pound barrel sells for \$224.40 at the Los Angeles Chemical company. But they have a \$300 minimum thus he bought two barrels.

However, if worse comes to worse, and you really need to do something immediately to cure some problem or you just want to prove it works there will certainly be at least one health food store near you that carries Stabilized Oxygen. Buy some of that and use eight times as many drops as is given in this book as a dose. The dose that they suggest on the bottle isn't enough to cure a mouse. (Or if you just want some MMS exactly to my formula and don't want

See Chapter 20, page 6 for data on obtaining MMS.

to fool around, buy a bottle from my friend in Canada. See the end of Chapter 8). If you are using a regular eye dropper then the drops are much smaller than from the bottle mentioned in this book so you should use at least 16 times the drops given in the instructions in this book. (That is if you are using the standard 3.5%, Stabilized Oxygen from the health food store. I hope you understand that MMS at 28% plus the size of the drops is 12 times stronger than the Stabilized Oxygen so use 12 drops of Stabilized Oxygen for each single drop of MMS that you would use. Do everything else told here, that is add the vinegar or citric acid or Lemon or lime wait 3 minutes, add apple juice and drink. The bottle is gone in a week or two. On the other hand, expect most diseases to be cured in that amount of time. Also keep in mind that there are a few groups that sell Stabilized Oxygen that isn't really Stabilized Oxygen, but rather some other chemical that they think is better than sodium chlorite. Do not expect other chemicals to work, because they will not.

In the last several years different companies have offered various strengths of sodium chlorite solution thus making different strengths of Stabilized Oxygen. One group sells it at 25% which is close to the MMS which is 28%. If you did get the 25% strength it would be okay to just use all of the recipes and drops as given in this book.

See the second half of chapter 15 for directions on how to find and buy sodium chlorite and also see chapter 17. It's harder to get now-a-days because of the terrorist problem.

What you will need to make 12.6 ounces of MMS:

1. You will need at least a 15 ounce bottle. It can be clear plastic if you do not intend to keep the liquid in the bottle for more than a couple of days. This is OK if you are waiting to transfer the liquid to dark bottles or containers. Just be sure that you do not leave the liquid MMS in the clear bottle. You could actually get away with leaving it in a clear bottle if you kept the clear bottle in

See Chapter 20, page 6 for data on obtaining MMS.

a closed tight cabinet. Don't leave it in a refrigerator as refrigerators are opened to the light too often.

2. At least one quart of distilled water. Do not use any other kind of water. It's okay to use purified water if it says, "For all distilled water purposes." Do not use spring water or mineral water unless it is an emergency and you can't wait.

3. A plastic pitcher that has a good pouring spout.

4. A one quart pan or larger that can be heated. Do not use metal including stainless steel. Use glass or Corning Ware or a new Teflon coated pot that does not have any scratches through to the metal.

5. Some kind of fairly accurate gram scales. Should be accurate to 1/10 gram. An electronic postal scale will do. Postal spring scales would be okay if you had some accurate weights to adjust the scale with just before you use it.

6. A black marking pen. Be sure you have one on hand.

7. Some small bottles to put the MMS solution in after you make it. Many pharmacies have small brown bottles with droppers. It's okay to use these bottles so long as you never allow the MMS solution to get up into the rubber bulb. If you tip the bottle over, remove the dropper and wash it out with water making sure the bulb is washed thoroughly.

8. You will need at least 100 grams of sodium chlorite. When buying this chemical make sure it is chlorite that you are buying and not chloride. Chloride will not work. You will notice that the sodium chlorite comes in flakes, either white or slightly yellow.

When buying sodium chlorite don't tell them what you are using it for. Tell them it is for water purification tests. The first thing that they will tell you is that their chemicals are not for internal use. That is not something to worry about. That is what all the sources of sodium chlorite specify, even those that sell their chemicals for public water systems. Remember, when you add distilled water you are diluting the chemical. Then when you use only 12 drops and you dilute that with ½ glass of water or juice, any impurities are also diluted. By the time you have done that much dilution, the impurities are always way below the maximum allowable impurities per day that you can afford to put in your body. The sales people are always worried about being sued, so they will always try to talk you out of buying the chemical, or even refuse to sell it to you if you tell them what you are going to use it for. (See chapter 16, second half of chapter, for information on buying sodium chlorite.)

Checking the sodium chlorite powder to make sure it is real.

I worry that someone might try to fool you into thinking some other powder is sodium chlorite in order to make you fail at curing someone, or just some clerk might be too dumb to sell you the correct powder. So here is how you check to make sure that you absolutely have the correct powder. First you must buy the strips that test for chlorine from any swimming pool store. Cost is \$6.00 to \$12.00 for 50 test strips.

(1) When you open your package the sodium chlorite must be flaky. If there is no flakes assume that you do not have sodium chlorite, but go ahead and do the other steps given here. If the chemical passes the following tests it is indeed sodium chlorite and they, for some reason, ground the flakes before you got it.

(2) Crush up a few of the flakes into powder. (Do this by putting the flakes into a tablespoon and crushing with a second spoon).

(3) Put ½ teaspoon of the crushed powder into an empty glass and add three level teaspoons of distilled water. Swirl gently until the

See Chapter 20, page 6 for data on obtaining MMS.

powder is completely dissolved in the water. You could warm slightly to aid in dissolving or you could heat the three teaspoons of water before adding to the powder.

(4) Now drop 10 drops of this solution into an empty glass. Add ½ teaspoon of vinegar. Any vinegar will do as long as it says “5% acetic acid” or “5% acidity.” Wait three minutes.

(5) Wet a pool chlorine strip with this solution. It should read at least 1 ppm chlorine present. It is actually reading chlorine dioxide (pool chlorine strips can’t tell the difference).

(6) Now wet a second pool chlorine indicator strip with the original solution from which you took the 10 drops. This solution should read no chlorine present (because you haven’t added the vinegar to that solution). If the chlorine indicator strip shows chlorine at this point something is wrong. Do the test again. If it still shows chlorine at this point where no vinegar has been added do not use this chemical. Keep in mind that if you let the solution set for hours it might read a small amount of chlorine.

If your powder fails either step 5 or step 6 you do not have sodium chlorite powder. Someone is fooling you or they have made a mistake. Run the test one more time to make sure. If it doesn’t pass the test, don’t use it. Don’t accuse anyone. Don’t upset anyone. Just ask for some real stuff.

If your powder is okay, follow the steps given below.

Making the MMS solution: The MMS solution is 28% sodium chlorite powder. The 100 grams is 28% of 357 grams. That is 12.6 ounces. If you buy a bottle of 100 grams, you should just check that it indeed has 100 grams in it before adding it to the solution. One hundred grams is 3.54 ounces.

Step 1: Verify that 100 grams or 3.54 ounces is contained in your bottle of sodium chlorite.

Step 2: Measure out nine ounces of distilled water and add it to your heating pot. Be very careful to get nine ounces exactly.

Step 3: Now dump the 3.54 ounces (the 100 grams) of sodium chlorite into the 9 ounces of water in the heating pot. The heating pot should not be on the fire yet. Put the heating pot on the hot plate and stir until dissolved. Once the white flakes or powder is dissolved, immediately remove it from the fire. It should never be heated to the boiling point. It should only be warm when the sodium chlorite is finally dissolved. Never go away and leave it heating. It dissolves fast. Stay and stir until dissolved.

Step 4: The liquid should be yellow and clear. Pour into the pitcher and then use the pitcher to pour into your plastic container with a lid. Put the lid on and set aside to cool.

Warning: when the MMS is spilled on a table or on the floor it must be cleaned up with plenty of water. Never allow it to dry. The white powder is very flammable when dry.

Step 5: Purchase a dark colored bottle or a number of small colored bottles and transfer from your original bottle if it is not a dark bottle.


Make up labels with the following data on them and glue the labels on the bottles. You can use your computer for making the labels. The MMS lasts for several years. It should have maximum data on the label for someone a couple of years from now who might want to use it. For example, if a hurricane damaged much of your home and help was days away, if the bottle had proper information it could be used to help you or save your life. If it was just a dark bottle with no label, no one would know to use it.

So the minimum information that should be on any MMS bottle would be: “Instructions: Use 15 drops from this bottle and ½ teaspoon of vinegar in an empty glass. Mix and wait three minutes. Add ½ glass of apple juice and drink. For children use same instructions with the following drops: 3 drops for each 25 pounds (11.4 KG) of body weight. Babies use two drops. If nausea occurs use smaller doses until a full dose can be tolerated. After one hour a second dose is required. Grape juice, or pineapple juice can be substituted. Do not use orange juice.

If you are using a four ounce bottle or larger add the following data: “MMS Miracle Mineral Supplement. Aids in overcoming symptoms, such as, fever, nausea, headache, muscle pains, and other similar symptoms. This is a Mineral Dietary Supplement.” Warnings: Do not use full strength. Keep out of the reach of children. Wash off of body or eyes with large amounts of water.

See the label at the end of chapter 17. You might be able to use it.

Chapter 17



Making 13 or 1300 bottles of MMS in Your Kitchen

Bottling the MMS

The MMS is bottled from powdered sodium chlorite referred to in this chapter as Salts. Be careful because we still get people who mistake sodium chloride for sodium chlorite. They sound similar, but they are quite different, so use only sodium chlorite. Use this same process duplicated exactly to produce 13 bottles or 1000 bottles.

Bottling 13 plastic bottles that contain 5.5 oz Each of MMS

Note: The MMS in a four ounce bottle actually weighs 5.5 ounces, because it is much heavier than water.

Please do everything exactly as I say. Once you have bottled 300 - 500, bottles then, if you must, change to what you consider a better way. But at first, do it my way. You are not playing. People's lives can depend upon you doing it right. Read these instructions several times, and then read each step as you do it. See the second half of chapter 15 which tells how to buy sodium chlorite and plastic bottles and there is more data on plastic bottles at the end of this chapter. We ask, if you do your own bottles that you label it so that people know what it is and how to use it. Someday there will be a bottle sitting on a shelf for several years and a sick person will look at it. If he knows how to use it, it may save his life.

What you will need. Please get all the items that I mention here for the first 13 bottles which will contain 8,450 doses of MMS at six drops per dose.

1. Two plastic temporary holding bottles are need. Use 64 ounce juice bottles. Go to the store and buy two 64 ounce juice bottles. Dump the juice into some other containers and rinse the juice bottles out. Save these juice bottles to use over and over. Buy juice bottles that have easy hand holds. Do not try to use larger bottles, they are too hard to handle.

See Chapter 20, page 6 for data on obtaining MMS.

2. One gallon of distilled water or you can use purified water if it says, "For all distilled water purposes." Do not use any other kind of water. Do not use spring water or mineral water unless it is an extreme emergency.

3. A plastic pitcher that has a small pouring spout. Use the tall pitchers. Check the spout to see that it will pour into the MMS bottle easily. Or use a coffee maker glass pitcher for pouring the MMS into the bottles. Do not use a funnel for pouring into the MMS bottle. It uses up too much time. Fill each bottle to the top. Do not leave any air room in the top of the bottle. This is so it won't splash during shipping and worry the postal workers, or even worse the airline workers.

4. A four quart pan that can be heated to be used for dissolving the salts. Use only glass or Teflon coated steel. The Teflon coat must not be scratched through to metal. Do not use stainless steel or aluminum. You could make a poisonous MMS if you use metal for dissolving the Salts. That would be a disaster. If you use stainless steel you will notice that the MMS discolors the metal. That's because it is dissolving the steel out of the other metals. Do not bottle such a solution. Corning Ware is also okay to use.

5. Fifteen four ounce colored empty bottles. Remember, it takes 5.5 ounces of MMS to fill a four ounce bottle. Use the flip spout caps. Tighten these caps hand tight only, but very hand tight. See further data. See the label at the end of this article and see data for ordering bottles at the end of this article.

6. Fifteen flip spout caps that fit the bottles. See data for ordering bottles.

7. Several super glue tubes.

8. A can of 3M Super 77 Multipurpose Adhesive bought from the hardware store for about 10 bucks. Do not buy any other adhesive. Do not buy any other 3M adhesive. If you do you will just make a mess and waste some bottles.

9. A can of Shellac. This is for spraying the labels to prevent problems in damp environments. This is necessary, otherwise in a few weeks or days the bottles become a mess. Spray the labels before they are cut out.

10. A cardboard box approximately two feet high. Cut a slot into the top of the box so that the MMS bottle will lie in the slot, but not fall through. Put a mark on the box near the top of the label where it will stick onto the bottle. This is so that when you are putting labels on the bottles that you get most of them in approximately the same area of the bottle.



Notice the freezer bags filled with sodium chlorite and the flip spout lids in the bowl..

11. Thirteen labels. Make the labels on a computer, eight at a time on standard letter size paper (8-1/2 X 11) and cut them out with a razor knife and a straight edge. Take my word for it, it will cost you many hours of labor if you buy labels with stickum unless you intend to do large quantities. Why? Because without automatic machines, peeling labels off of their backing and sticking them on the bottles takes ten times as much time as it takes to simply spray labels with the 3M spray and then stick them on the bottles. After you cut them out spray six labels at a time and stick them on. It takes less time than it takes to remove labels from their backing. Also it is very hard to find the right labels that your computer will print each label exactly in the center of the label. It's much easier to just print 8 labels on a page and cut them out with a razor knife.

12. A box of one quart freezer bags, should be Zip Lock.

13. You will need one fairly accurate grams scale. Don't use a cheap spring postal scale. Use a more expensive electronic postal scale or other accurate scale. Should be accurate to 1/10 gram.

See Chapter 20, page 6 for data on obtaining MMS.

14. You will need 632.8 grams (that's 22.4 ounces or 1.4 pounds) of the sodium chlorite to make your 13 bottles of MMS.

15. A black marking pen. Be sure to have one on hand.

16. A water cooler unit. Not a real cooler, ceramic or plastic holder of the type where a 5 gallon water jug is turned upside down on. There is a water spigot for turning the water off and on near the bottom

The procedure:

The MMS is 28% Salts by weight. The Salts are a powder that are dissolved in distilled water. So keep in mind that the MMS will be 28% Salts. This is what makes it so much more heavier than water. Do not make a mistake here. People's lives depend upon it. Just follow the instructions below and you will get it right.

Step 1. Fill one freezer bag with 632.8grams of salts. (This is the point where you fill one bag for 13 four ounce bottles, or you fill 10 freezer bags for 130 four ounce bottles.) Zip the bag closed and store in a clean dry place at room temperature. Mark on the bag "632.8 Grams of Sodium Chlorite" and put the date. This is a temporary step, but who knows what might happen to make you forget what is in the bag.

Step 2. Measure out 1,627.2 grams of distilled water (that's 57.6 ounces) and put it in an empty juice bottle and mark the level with a black marking pen. If you are making more than 13 initial four ounce bottles you will be using this same amount of distilled water for each group of 13 four ounce bottles. This is your water measuring bottle.

Step 3. Put the four quart nonmetal heating pan on the burner and pour the distilled water from the water measuring bottle into the pan. Do not let it boil. Keep the temperature well under boiling. One hundred fifty degrees is plenty hot.

Step 4. Once the water is warm, dump the contents of the freezer bags made in Step 1 into the heating pan with the water. Stir it constantly until all of the salts are dissolved. The solution will be slightly yellow and foggy. This is normal. The pan will be less than ½ full. Remove the heating pan

See Chapter 20, page 6 for data on obtaining MMS.

with the solution from the burner. This solution now weighs 80 ounces. The solution will turn clear but yellow within several minutes, but so long as all of the salts have been dissolved you can proceed to step 5.

Step 5. Set the 64 ounce juice bottle into a plastic container or another non metallic pan. Use the large funnel. Pour the contents of the heated pan into the 64 ounce juice bottle. Although the solution at this time weighs 80 ounces it will fit into one of the 64 ounce juice bottles. The additional pan is to prevent you from spilling the MMS. Keep in mind that if the MMS gets spilled it makes a mess. If it dries, it makes a white powder that will burn or explode. There is not enough to cause damage from explosion, but if it starts a fire there could be a lot of damage. Do not spill the MMS. If you spill it, wipe it up and then wash the spot with plenty of water.

Step 6. Write on the bottle “MMS” and the date created with the black marker pen. Leave room for the next time you use the bottle. Remember, you cannot leave the MMS in the clear bottles for very long. Generally not longer than one week. The light, even just room light begins to deteriorate the solution in the bottles. This step is just a temporary step in the process of making MMS.



The bottle is being filled from a coffee maker pitcher. Notice the clear but slightly yellow MMS liquid.

Filling the four ounce MMS bottles.

Note: Do not put labels on empty bottles. Wait until the bottles are full and closed before adding labels, because any spilled solution ruins the label.

See Chapter 20, page 6 for data on obtaining MMS.

Step 1. Take the 64 ounce MMS juice bottle and open it. Using the plastic pitcher with the small pour spout, or the coffee maker pitcher pour in enough MMS to fill about five MMS bottles. Don't measure this, just pour it 1/4 full or so.

Step 1A. Alternately, pour the entire contents of all of the 64 ounce MMS juice bottles that you have made up into the water cooler unit described in 16 above. Use the spigot to fill all of the green bottles that you have up to 100. It's best not to have more than 100 bottles without lids at one time. Go to step 3.

Step 2. Set one 4 ounce colored MMS bottle in a small bowl and carefully fill it with the plastic pitcher. Fill each bottle almost full and then set them in a row on the table. Do not do more than 13 bottles at a time. When you have 13 bottles in a row, use a small pitcher or other tiny jar to finish filling each bottle. Completely fill each bottle, leaving no air at the top.

Step 3. Install tops on each of the green four ounce MMS bottles. Do this by holding each cap on its side and dropping a single drop of super glue on the threads of the cap and then turn the cap onto the bottle. Tighten the cap as tight as you can by hand using something like a towel on the cap to help you tighten it. A towel works best, do not use a pliers. After an hour, the caps should be impossible to remove by hand. Caps closed by using pliers usually are too tight and they begin to leak.

Step 4. After the top is tightened on each bottle, grasp the bottle in your hand and squeeze it as hard as you can. Look for leaks. Drops of liquid will drop off the bottle normally if there is a leak. In rare cases a fine spray or stream might come off the bottom of the bottle. You need plenty of light to see the fine spray. Normally there will only be one or two leaking bottles per 100 bottles, but it is important that you find any leaks as one bottle can foul up an entire shipment.

Step 5. Keep the bottles in a clean dry place. It is ok to keep bottles at normal room light but do not allow them to set in the sun.

Step 6. Adding the Labels: (See "Making the Labels" below) Take six labels and lay them face down on a sheet of newspaper. Spray the labels with

See Chapter 20, page 6 for data on obtaining MMS.

3M Super 77 adhesive. Don't attempt to do more than six at a time as the adhesive tends to dry and if you use more than six the last labels will be too dry to stick. If they do dry, re-spray those that have dried before attempting to stick them on the bottles.

Step 7. Place one of the filled bottles in the slot on the cardboard box that you have already prepared. (See item #9 under "What you will need" at the beginning of these instructions) Pick up a single label that has been sprayed with adhesive, hold it over the bottle near the mark that you have made, adjust it by eye to be straight, and press it down on the bottle. Smooth the label on the bottle with your hand. Be sure to push it down tight.

Step 8. Do steps 7 and 8 on all of the bottles, doing six at a time.

Step 9. Preparing the bottles to be shipped: Using a one quart plastic freezer storage bags, place two green MMS bottles in the bag laying them down in the bottom of the bag. Wrap the top of the bag around the two bottles, close the zip lock making sure it is tight, and place a rubber band around the bag and bottles to hold them in place. Now put the bottles in the bag into another bag and close it. If they leak in shipment the liquid will hopefully remain in one of the bags.

Step 10. Do Step 9 until all bottles to be shipped are ready. This prevents problems of leaking bottles when shipping. A single leaking bottle can stop an entire shipment preventing the treatment of hundreds of people. Be very careful.

Step 11. Have them boxed for shipping. Unless you are very good at doing shipping, do not try to box them yourself. Keep in mind this shipment is of utmost importance. Don't take chances. When at the shipping store, don't take chances to save money on the packaging. Have it done as best as possible. From the shipping store take the box to FedEx or DHL for shipping.

Making the Labels:

1. Most draw programs have provisions for making labels. Otherwise you
See Chapter 20, page 6 for data on obtaining MMS.

can buy a cheap label program. Normally you would use the program to set up a single label as shown with this literature and then the label program will automatically make a number of labels depending upon the labels that you select. In this case select a label that has eight per page. That will give you approximately the correct size of label when cut out. Or duplicate the label given below.

2. Buy good paper. Pay \$8 to \$10 a ream. Don't use photo paper. Photo paper is very expensive, and it is heavy making the edges curl up easily. Print the labels on the computer. After the computer ink has dried, before you cut them out, spray them with shellac so that they are soaked, but spray them only once.

3. Cut them out with a razor knife using a ruler as a straight edge. Do not spray on the adhesive until after you cut out the labels.

4. An alternate method would be to have labels printed professionally.

How to buy the Bottles and Caps.

When searching for plastic bottles the key words anywhere in the world are pet plastic bottles. Pet really stands for polyethylene terephthalate, but no one ever uses the actual words. Everyone uses the words "pet plastic bottles" and won't have a clue if you use the actual words. So use pet plastic bottles for your search word and that will show you hundreds of companies sell plastic bottles. Be sure to always buy dark plastic as light will cause the solution to deteriorate. The plastic can be "see through" so long as it is very dark.

On the Internet the company sks-bottle.com in New York is one company. You can use any other company that you wish so long as the caps have near the same size dropper as the [sks-bottle](http://sks-bottle.com) caps do. See chapter 10 for the exact measurements. These caps are sold by many different companies. See below for the exact stock number for the caps. Be sure that the caps fit the bottles that you purchase.

You can buy four ounce dark plastic bottles from sks-bottles.com. If you want to buy your bottles and caps from this company be careful as there are several other companies that are copying the name just slightly

See Chapter 20, page 6 for data on obtaining MMS.

different. Be sure to use www.sks-bottle.com. Any other spelling and you are getting a different company and different bottles, which may not be bad. The best way would be to buy bottles in your own country. Be assured that it doesn't matter to me; I have no interest in any of these companies.

www.sks-bottle.com You have to buy these caps separately as given below. They do not come on the bottle. (Remove the furnished caps. Bulk bottles (675) do not come with caps). Minimum quantities are given below. The 675 bottle cost is only 27 cents per bottle. If you buy 4100 caps the cost is only 13 cents per cap.

144 Caps 2500-02 Size 20/410 Cap Code C \$23.04

4100 Caps 2500-02B Size 20/410 Cap Code C \$533.00

24 Bottles 0025-21 4 oz \$24.72 size 39 mm by 147 mm

675 Bottles 00250040.01S \$182.25 Size 39 mm by 147 mm

Miracle Mineral
A Mineral Dietary Supplement (MMS)
Aids in Strengthening the Immune system

Directions: Warning, always Start with 1 or 2 drops or less of MMS and 2 drops of vinegar or 5 drops of lime juice for each drop of MMS (swirl to mix, set for 3 minutes, then add 2 to 4 oz. of water and drink within one hour). Increase the dose 1 or 2 drops at a time up to 15 drops until you are feeling well and you feel that your immune system is strong enough to overcome health problems. Then drop back to 6 drops a day for maintenance. Always use the vinegar or lime juice and wait 3 minutes as directed above. Anyone with Candida should not use vinegar. Anytime you have a sign of nausea reduce the next dose by two drops. Only in Africa when parasites are present (such as malaria or worms) use two 15 drop doses 2 hours apart to shock the immune system into action, otherwise never start with 15 drops doses. This product has not been evaluated by the FDA. This product is not intended to diagnose, prevent, treat or cure any disease.

For Children: Start with 1 drop a day. Then work up to 3 drops a day for each 25 pounds (11.4 KG) of body weight. Always add 2 drops of vinegar or lime juice for each 1 drop of MMS and wait 3 minutes, then add water and drink.

Warnings: Do not use full strength. Keep out of the reach of children. Use water to wash MMS from your skin or eyes. Keep out of direct sunlight. Use 1 to 5 grams vitamin C to treat nausea or overdose, less for children.

The ClO₂ Ion

Net Weight: 5.5 Oz. (164 L...)
Contents: Distilled water and sodium chlorite

The label printed above is just a suggested label that you could use. Notice how it is worded. We are not treating diseases, but rather the immune system.

Buying larger amounts of sodium chlorite. It comes in 100 pound and 110 pound steel barrels.

If you want to do a little more, like make up 100 four ounce bottles to sell and give to your family and neighbors, you will need at least 10 pounds. As you can see from the prices above, buying a 100 pound barrel will cost you less than trying to get 10 pounds. The problem is, you need a company to buy 100 pound barrels as a general rule. Some of these companies, listed on the Internet, will sell to individuals.

Of course, you can make up your own company and that will work in many cases, but there are those companies that require your company state

See Chapter 20, page 6 for data on obtaining MMS.

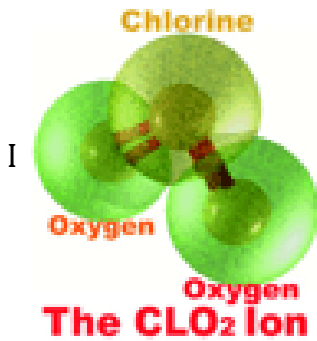
or city resale number. You might be able to find a local business that will receive the sodium chlorite for you and let you use their name for this purpose or just order it for you. Alternately, you could just buy a resale number from your city.

Finding industrial sources for 100 pound drums is a little harder than buying lab supplies. Go to Google and put in “Drinking water chemicals,” or “drinking water treatment chemicals.” Of course, use Google for the country you are in. Most countries will have sodium chlorite for water purification. Or look up NSF on the Internet or NSF/ANSI Standard 60. This is an association which many companies that sell sodium chlorite belong to. Just start calling the various companies that sell sodium chlorite for water purification. You will eventually find one that will sell you the 100 pound barrel between \$250 and \$400. Then it will cost you about \$150 shipping because it is a hazardous chemical. But remember, with that barrel of 100 pounds you can make 500,000 doses. That is approximately 1/10 cent per dose.

At a last minute decision, on my way south to publish this book, I managed to buy a 100 pound barrel of sodium chlorite from the Los Angeles Chemical Company of Los Angeles, California for the price of \$278.00. The lowest price so far. I picked this barrel up at their Las Vegas division. Since I picked it up myself there was no shipping costs. They will not sell to an individual. You must be registered with them as a company. I formed a small company in a Nevada town and then called them to order a barrel. They put my company in their data base when I called them up. They then ordered the barrel for me and told me it would be available at their location in Las Vegas the next week. There was no problem. I paid for it with my personal credit card at the time I picked it up as I had not established credit with them.

Chapter 18

The Humanitarian Project



I will work with any humanitarian project anywhere that needs my help to bring about the goals listed below. If you have the where-with-all, please get in touch with me. The profit from this book will be spent as needed for distribution and any left over will be spent for distribution of the MMS in Africa.

A certain amount of humanitarian work has already been done, but it is not enough. It isn't even a drop in the bucket. Much more has got to be done to change Africa and thus change the world.

Why change Africa? The facts are, the industrial nations spend untold billions of humanitarian dollars in Africa each year. It's untold because no one knows how much, but it is tremendous. Go to any city in Africa and you will see numerous nonprofit NGO's (Non Governmental Organizations) there spending money doing humanitarian work. The Red Cross is there, the World Health Organization, World Vision, USAID, Doctors Without Borders, Global Fund, City of Hope, and dozens of others exist in almost every city in Africa .

Why all the money spent? Why are they so far behind us? Africa is right on the equator. It is mostly warm and a very good environment for disease. Just malaria alone sickens 500,000,000 people each year. When people are sick, they can't work. They can't plant the crops, or harvest them when the time comes. They can't build houses or produce wheel barrows. In other words, with sickness, nothing much gets done. It isn't that they are lazy, nor is it because they are uncivilized. It's simple. When 500,000,000 people get sick, you have that many who can't work, and it then requires almost that

many to take care of them. It takes much of the resources to just take care of those who are sick.

When I was young I always heard that Africa was so far behind us because they weren't civilized or because they are always fighting, or because they are lazy. But the fact is, as I stated in the above paragraph, when you are sick you simply can't work. The situation is that their country has problems that the rest of the world has never had. As part of the human race it is our job to help them solve those problems. If you don't feel sorry for them, that's okay, and if you don't feel responsible for them, that's okay. But the fact is, we, as part of the human race cannot afford to ignore them. The disease that will kill the entire human race may be fermenting there now. Or the man that saves the human race may be being born there now. One thing is certain, the human race cannot afford to not confront either of these possibilities. If the human race is to survive on this planet for any reasonable time, we cannot let any problem go unchecked.

When you hear someone talking about any country or continent taking responsibility for their own situation, you should stop and think. We are the people of Planet Earth. It's up to us to take responsibility for our own situation and that includes the fact that we must solve the African problem if we expect to feel safe at all.

It's amazing, but we can cure the majority of the poverty in the world merely by furnishing a cure for malaria. That won't cure all of the poverty, but a whole lot of it. Then if we can cure AIDS, we will also cure a lot more poverty. This money that would then ordinarily would go to Africa could stay here to build a space program, or greater roads, or more training for our poor.

And one more thing, if we treat all of Africa the human race will be taking one giant step towards survival. If we don't work to help one another in this way, the human race will eventually cease to exist on this planet. Since this planet came into existence there has been

See Chapter 8, page 15 for data on obtaining MMS.

more than 50 catastrophes that would have destroyed all of mankind had we been here when they happened. We are here now, and such a catastrophe is due to happen again. One of the places that the money that we will save when we don't have to spend billions on Africa can go toward preparing for the next catastrophe. If we don't, the human race is condemned to extinction. The next catastrophe will happen, there is no doubt of that. It's impossible to think that it will not happen, it's just when will it happen? It could easily be tomorrow, or it could be 25,000 years from now, but it will happen. If we are not ready, that's the end of the human race.

There are a lot of reasons to help those who really need it in the world, but probably the greatest reason is the benefit that the helper receives. When an individual has no reason for helping or aiding others, he is that way because he is solely interested in himself and his immediate family and goals. Do you see that not only narrows his play field and his interests, but it narrows his thinking. When hard times come, his thinking will still be narrowed. He won't have the broad prospectus that might be required for survival. And that's only a small part of it. When one begins to think about others the mental area in his mind broadens. His interests broadens. His enjoyment of life changes. He understands others better, and thus his life is easier because of it. A person who remains interested in only his family and his goals only knows his small area of the world. His world is very small. When he becomes interested in others and their problems his thinking broadens greatly. The world that exists within his mind expands. He has more data that he can include in his thinking and his problem solving. Life for him is better and life for humanity is a bit better because of his broadened outlook.

This is a reason for helping mankind, and anything you do for others is helping mankind. Your life will be better because of anything you do in that arena.

There is now little doubt that the MMS can cure most of African diseases. Once the diseases have been mostly cured, Africa will need

See Chapter 8, page 15 for data on obtaining MMS.

to be put to work including those in the small villages. I have talked to a number of chiefs and other leaders and they have agreed that the work plan I have and one that I used in Orange County California back in 1956 will mostly work in Africa. Implementation will cost, but the program will eventually pay for itself and make money and it will put Africa to work. Anyone wanting to know more about this program please contact me.

If you still don't believe in the MMS, give it a try. Buy some Stabilized Oxygen sold at thousands of places and follow the instructions in this book. If it scares you to take it, try giving it to your dog first. It won't hurt him and you will have more confidence in taking it or giving it. Just remember, his body is smaller than yours, so give him a smaller proportion. If he weighs 1/10th as much as you, give him 1/10th the amount you would take. But regardless of how you test it out, please do it. You just might be the one that makes the difference, and the life you save may be your own.

I suggest that you buy at least one bottle from my friend in Canada. It's my exact formula and it will save you time for the present. It's only \$20 and it will last you about 2 years. He has agreed to furnish enough MMS to treat a whole country in Africa. He will furnish it as needed in any Africa country that will accept it. The only problem is, he cannot also furnish the money to distribute it to the African country. We need someone to step up to the plate and furnish the money. The first country will cost about three million dollars. The next country will be a small fraction of that, but there will be numerous expenses including training people to use the MMS. Many people will want to come and be trained. We will need to accommodate them as it will be the best and cheapest way to get people trained to treat the rest of Africa.

There may be other humanitarian organizations that will come along and help, but we cannot depend upon them. So far they have refused to even admit that we exist or that the MMS exists. I have written to Bill Gates foundation many times and always receive polite

See Chapter 8, page 15 for data on obtaining MMS.

letters of refusal. That's better than most. Usually I don't even get a polite letter of refusal.

To begin to cure malaria and AIDS in any country one program would go as follows: To this point I have found large amounts of Africans who cannot contribute money toward their own health. Furthermore, many of them do not trust the drugs that are supposed to cure them enough to spend the little money that they have on them. Thus, in the beginning our treatment must be free or it simply won't happen.

Once we have picked a country that will accept us we will need to buy a compound from which the operation can be conducted. Several clinics would be set up in the local area where anyone could come for a dose of MMS. Then a number of vehicles would be purchased. There would be one MMS trained member for each vehicle. Local individuals would be hired, two for each vehicle. In the beginning they would be trained by the MMS members. The vehicles would travel out to the villages delivering the MMS solution and training the village chief and other members how to dispense the MMS solution.

Local people work in Africa for \$30 to \$40 a month. They would be trained quickly to deliver the MMS solution and to train the villagers. Then probably in each country a manufacturing plant would be set up in the MMS compound. This would save a great deal of cost as the main cost so far has been shipping of the solution. The actual cost is less than one cent per dose, but the shipping increases the cost considerably.

As more people were trained more delivery cars would be purchased. Each car would have a route to follow. There would be trained people in each car to continue to make sure that the villagers know how to use the Solution. With the proper money, the expansion of cars and trained people would go fast as it takes only about three weeks to train an individual in the dispensing of the MMS solution.

See Chapter 8, page 15 for data on obtaining MMS.

The average country of Africa should take less than a full year to get the MMS solution delivered to the people and responsible individuals properly trained. It is hoped that after the first two months working with the locals, that extra individuals can be accepted from other countries for training. Thus, other countries can begin programs to get the MMS solution to their people.

A great deal of money is needed, but it will be billions less than Bill Gates has in mind. Of course many other organizations and countries will read this book and begin their own programs, at least I hope they will. The human race certainly needs them to. We can't fail if you, the reader, take some interest. Come to Africa, or set up a discussion group as to how you can help, or make some MMS and see that the old people and sick people in your neighborhood are treated. That alone could make the difference. Or just see that plenty of people get this book. Send me a letter or email and let me know how you are doing.

There is a nonprofit organization that has formed what they call a World Healing Initiative. They are working to make the MMS and holistic health care available to the poor of the world. I have worked with their director for years discussing ways to bring this about. They want to see that the MMS gets to Africa and the world and I believe in their efforts. They are working to create the World Healing Initiative through which any and all nonprofit organizations and private individuals can unite to bring about this stated purpose. One of the efforts of the World Healing Initiative is to circulate a petition for all those to sign who have tried the MMS and/or who have seen it work and believe in it. They feel and I feel that over a period of time this will help convince the world that the MMS works and thus help it be distributed to the millions who need it. You can find their Web Site at www.FAWT.org.

There is a point, I don't know how many people need to know, but a point can be reached which I call the point of no return. If we reach that point, the window can no longer be slammed in our face. That is

See Chapter 8, page 15 for data on obtaining MMS.

when enough public individuals have learned the data, have used it, and know it works. Believe me; a few individuals won't do it. It will take millions who know that it works. Please join us. Either use it, or just accept the idea that the public deserves to know. Join the World Healing Initiative at www.FAWT.org and sign the petition. Get as many people to download the free e-book *The Miracle Mineral Supplement of the 21st Century* Part I and then purchase part II if possible. And when you successfully use the MMS to help someone or yourself, broadcast it widely. We MAY only have a few months. You probably have less than 12 months to get it to the public. The elimination and prevention of suffering, misery and death of millions depends upon you. (Sorry to be so dramatic, but that is the fact.) Have your friends download the free book at the www.miraclemineal.org Site or better still have them purchase the hard copy for \$19.95 at the same site.

Unity is a very practical idea. It means get together in singularity of purpose, eliminating all conflict, so that the goodwill may be accomplished.

One more thing, this is now the end of July, August 1, 2007. A fair number of organizations and people were expecting great changes to take place in July. They were expecting our government to change and for freedom to return. They were expecting help from above. Some were expecting help from God and others were expecting help from higher beings who were on their way here. I had a number of phone calls and several emails telling me not to worry. I could soon publish my book and everything would be alright. One group said a space ship was being set in orbit right now.

I'm 75 years old. The message in the above paragraph has been given to me many times during the past 68 years. So let me give you, the reader, a message. I've had this message for more years than most of you would believe. It's this: Mankind is going to have to save mankind. No wonderful help from above is ever coming. No wonderful beings of light, or any other great being is going to arrive

See Chapter 8, page 15 for data on obtaining MMS.

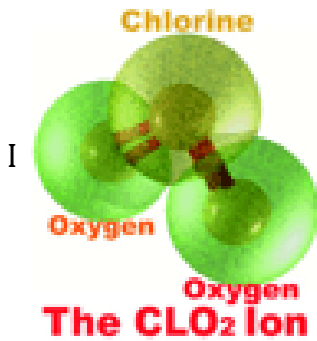
and save us. If we get saved, we are going to have to do it. God is not going to save us. Remember the old saying, “God helps those who help themselves.” Well look at it. In the 20th century more people were murdered and killed than all the centuries before. God didn’t save those hundreds of millions of people who were shot, or burned, or blown to bits. We are just going to have to save ourselves.

Well, do as you wish, but promise me that every time you pray, you will go out and either give this book to someone, or better still, sell it to someone, because if they buy it, they will read it. In that case you really will be doing something to help mankind.

One more thing I wanted to mention. Please learn to make the MMS and save some of the sodium chlorite powder somewhere, at least for your family. It won’t always be available. On the other hand, make lots of it and sell it when you can. Make some money, because there will be a big demand for it eventually, and if you have it you will be able to sell it. Few people realize at this time that when most of the people in the US can either make it or get there hands one it, most of the power of the FDA will be broken. The FDA basis most of their power on their ability to stop things that will decrease the income of the major pharmaceuticals. But with the MMS available to the people eventually most of the drugs will not be needed. That may take a while, but it could happen. See Chapter 23 if you have doubts.

Chapter 18

The Humanitarian Project



I will work with any humanitarian project anywhere that needs my help to bring about the goals listed below. If you have the where-with-all, please get in touch with me. The profit from this book will be spent as needed for distribution and any left over will be spent for distribution of the MMS in Africa.

A certain amount of humanitarian work has already been done, but it is not enough. It isn't even a drop in the bucket. Much more has got to be done to change Africa and thus change the world.

Why change Africa? The facts are, the industrial nations spend untold billions of humanitarian dollars in Africa each year. It's untold because no one knows how much, but it is tremendous. Go to any city in Africa and you will see numerous nonprofit NGO's (Non Governmental Organizations) there spending money doing humanitarian work. The Red Cross is there, the World Health Organization, World Vision, USAID, Doctors Without Borders, Global Fund, City of Hope, and dozens of others exist in almost every city in Africa .

Why all the money spent? Why are they so far behind us? Africa is right on the equator. It is mostly warm and a very good environment for disease. Just malaria alone sickens 500,000,000 people each year. When people are sick, they can't work. They can't plant the crops, or harvest them when the time comes. They can't build houses or produce wheel barrows. In other words, with sickness, nothing much gets done. It isn't that they are lazy, nor is it because they are uncivilized. It's simple. When 500,000,000 people get sick, you have that many who can't work, and it then requires almost that

many to take care of them. It takes much of the resources to just take care of those who are sick.

When I was young I always heard that Africa was so far behind us because they weren't civilized or because they are always fighting, or because they are lazy. But the fact is, as I stated in the above paragraph, when you are sick you simply can't work. The situation is that their country has problems that the rest of the world has never had. As part of the human race it is our job to help them solve those problems. If you don't feel sorry for them, that's okay, and if you don't feel responsible for them, that's okay. But the fact is, we, as part of the human race cannot afford to ignore them. The disease that will kill the entire human race may be fermenting there now. Or the man that saves the human race may be being born there now. One thing is certain, the human race cannot afford to not confront either of these possibilities. If the human race is to survive on this planet for any reasonable time, we cannot let any problem go unchecked.

When you hear someone talking about any country or continent taking responsibility for their own situation, you should stop and think. We are the people of Planet Earth. It's up to us to take responsibility for our own situation and that includes the fact that we must solve the African problem if we expect to feel safe at all.

It's amazing, but we can cure the majority of the poverty in the world merely by furnishing a cure for malaria. That won't cure all of the poverty, but a whole lot of it. Then if we can cure AIDS, we will also cure a lot more poverty. This money that would then ordinarily would go to Africa could stay here to build a space program, or greater roads, or more training for our poor.

And one more thing, if we treat all of Africa the human race will be taking one giant step towards survival. If we don't work to help one another in this way, the human race will eventually cease to exist on this planet. Since this planet came into existence there has been

See Chapter 20, page 6 for data on obtaining MMS.

more than 50 catastrophes that would have destroyed all of mankind had we been here when they happened. We are here now, and such a catastrophe is due to happen again. One of the places that the money that we will save when we don't have to spend billions on Africa can go toward preparing for the next catastrophe. If we don't, the human race is condemned to extinction. The next catastrophe will happen, there is no doubt of that. It's impossible to think that it will not happen, it's just when will it happen? It could easily be tomorrow, or it could be 25,000 years from now, but it will happen. If we are not ready, that's the end of the human race.

There are a lot of reasons to help those who really need it in the world, but probably the greatest reason is the benefit that the helper receives. When an individual has no reason for helping or aiding others, he is that way because he is solely interested in himself and his immediate family and goals. Do you see that not only narrows his play field and his interests, but it narrows his thinking. When hard times come, his thinking will still be narrowed. He won't have the broad prospectus that might be required for survival. And that's only a small part of it. When one begins to think about others the mental area in his mind broadens. His interests broadens. His enjoyment of life changes. He understands others better, and thus his life is easier because of it. A person who remains interested in only his family and his goals only knows his small area of the world. His world is very small. When he becomes interested in others and their problems his thinking broadens greatly. The world that exists within his mind expands. He has more data that he can include in his thinking and his problem solving. Life for him is better and life for humanity is a bit better because of his broadened outlook.

This is a reason for helping mankind, and anything you do for others is helping mankind. Your life will be better because of anything you do in that arena.

There is now little doubt that the MMS can cure most of African diseases. Once the diseases have been mostly cured, Africa will need

See Chapter 20, page 6 for data on obtaining MMS.

to be put to work including those in the small villages. I have talked to a number of chiefs and other leaders and they have agreed that the work plan I have and one that I used in Orange County California back in 1956 will mostly work in Africa. Implementation will cost, but the program will eventually pay for itself and make money and it will put Africa to work. Anyone wanting to know more about this program please contact me.

If you still don't believe in the MMS, give it a try. Buy some Stabilized Oxygen sold at thousands of places and follow the instructions in this book. If it scares you to take it, try giving it to your dog first. It won't hurt him and you will have more confidence in taking it or giving it. Just remember, his body is smaller than yours, so give him a smaller proportion. If he weighs 1/10th as much as you, give him 1/10th the amount you would take. But regardless of how you test it out, please do it. You just might be the one that makes the difference, and the life you save may be your own.

I suggest that you buy at least one bottle from my friend in Canada. It's my exact formula and it will save you time for the present. It's only \$20 and it will last you about 2 years. He has agreed to furnish enough MMS to treat a whole country in Africa. He will furnish it as needed in any Africa country that will accept it. The only problem is, he cannot also furnish the money to distribute it to the African country. We need someone to step up to the plate and furnish the money. The first country will cost about three million dollars. The next country will be a small fraction of that, but there will be numerous expenses including training people to use the MMS. Many people will want to come and be trained. We will need to accommodate them as it will be the best and cheapest way to get people trained to treat the rest of Africa.

There may be other humanitarian organizations that will come along and help, but we cannot depend upon them. So far they have refused to even admit that we exist or that the MMS exists. I have written to Bill Gates foundation many times and always receive polite

See Chapter 20, page 6 for data on obtaining MMS.

letters of refusal. That's better than most. Usually I don't even get a polite letter of refusal.

To begin to cure malaria and AIDS in any country one program would go as follows: To this point I have found large amounts of Africans who cannot contribute money toward their own health. Furthermore, many of them do not trust the drugs that are supposed to cure them enough to spend the little money that they have on them. Thus, in the beginning our treatment must be free or it simply won't happen.

Once we have picked a country that will accept us we will need to buy a compound from which the operation can be conducted. Several clinics would be set up in the local area where anyone could come for a dose of MMS. Then a number of vehicles would be purchased. There would be one MMS trained member for each vehicle. Local individuals would be hired, two for each vehicle. In the beginning they would be trained by the MMS members. The vehicles would travel out to the villages delivering the MMS solution and training the village chief and other members how to dispense the MMS solution.

Local people work in Africa for \$30 to \$40 a month. They would be trained quickly to deliver the MMS solution and to train the villagers. Then probably in each country a manufacturing plant would be set up in the MMS compound. This would save a great deal of cost as the main cost so far has been shipping of the solution. The actual cost is less than one cent per dose, but the shipping increases the cost considerably.

As more people were trained more delivery cars would be purchased. Each car would have a route to follow. There would be trained people in each car to continue to make sure that the villagers know how to use the Solution. With the proper money, the expansion of cars and trained people would go fast as it takes only about three weeks to train an individual in the dispensing of the MMS solution.

See Chapter 20, page 6 for data on obtaining MMS.

The average country of Africa should take less than a full year to get the MMS solution delivered to the people and responsible individuals properly trained. It is hoped that after the first two months working with the locals, that extra individuals can be accepted from other countries for training. Thus, other countries can begin programs to get the MMS solution to their people.

A great deal of money is needed, but it will be billions less than Bill Gates has in mind. Of course many other organizations and countries will read this book and begin their own programs, at least I hope they will. The human race certainly needs them to. We can't fail if you, the reader, take some interest. Come to Africa, or set up a discussion group as to how you can help, or make some MMS and see that the old people and sick people in your neighborhood are treated. That alone could make the difference. Or just see that plenty of people get this book. Send me a letter or email and let me know how you are doing.

There is a nonprofit organization that has formed what they call a World Healing Initiative. They are working to make the MMS and holistic health care available to the poor of the world. I have worked with their director for years discussing ways to bring this about. They want to see that the MMS gets to Africa and the world and I believe in their efforts. They are working to create the World Healing Initiative through which any and all nonprofit organizations and private individuals can unite to bring about this stated purpose. One of the efforts of the World Healing Initiative is to circulate a petition for all those to sign who have tried the MMS and/or who have seen it work and believe in it. They feel and I feel that over a period of time this will help convince the world that the MMS works and thus help it be distributed to the millions who need it. You can find their Web Site at www.FAWT.org.

There is a point, I don't know how many people need to know, but a point can be reached which I call the point of no return. If we reach that point, the window can no longer be slammed in our face. That is

See Chapter 20, page 6 for data on obtaining MMS.

when enough public individuals have learned the data, have used it, and know it works. Believe me; a few individuals won't do it. It will take millions who know that it works. Please join us. Either use it, or just accept the idea that the public deserves to know. Join the World Healing Initiative at www.FAWT.org and sign the petition. Get as many people to download the free e-book *The Miracle Mineral Supplement of the 21st Century* Part I and then purchase part II if possible. And when you successfully use the MMS to help someone or yourself, broadcast it widely. We MAY only have a few months. You probably have less than 12 months to get it to the public. The elimination and prevention of suffering, misery and death of millions depends upon you. (Sorry to be so dramatic, but that is the fact.) Have your friends download the free book at the www.miraclemineal.org Site or better still have them purchase the hard copy for \$19.95 at the same site.

Unity is a very practical idea. It means get together in singularity of purpose, eliminating all conflict, so that the goodwill may be accomplished.

One more thing, this is now the end of July, August 1, 2007. A fair number of organizations and people were expecting great changes to take place in July. They were expecting our government to change and for freedom to return. They were expecting help from above. Some were expecting help from God and others were expecting help from higher beings who were on their way here. I had a number of phone calls and several emails telling me not to worry. I could soon publish my book and everything would be alright. One group said a space ship was being set in orbit right now.

I'm 75 years old. The message in the above paragraph has been given to me many times during the past 68 years. So let me give you, the reader, a message. I've had this message for more years than most of you would believe. It's this: Mankind is going to have to save mankind. No wonderful help from above is ever coming. No wonderful beings of light, or any other great being is going to arrive

See Chapter 20, page 6 for data on obtaining MMS.

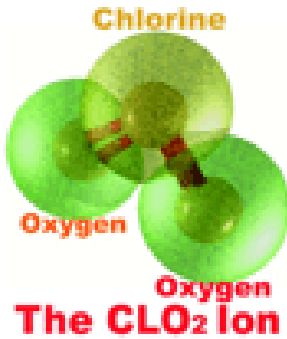
and save us. If we get saved, we are going to have to do it. God is not going to save us. Remember the old saying, “God helps those who help themselves.” Well look at it. In the 20th century more people were murdered and killed than all the centuries before. God didn’t save those hundreds of millions of people who were shot, or burned, or blown to bits. We are just going to have to save ourselves.

Well, do as you wish, but promise me that every time you pray, you will go out and either give this book to someone, or better still, sell it to someone, because if they buy it, they will read it. In that case you really will be doing something to help mankind.

One more thing I wanted to mention. Please learn to make the MMS and save some of the sodium chlorite powder somewhere, at least for your family. It won’t always be available. On the other hand, make lots of it and sell it when you can. Make some money, because there will be a big demand for it eventually, and if you have it you will be able to sell it. Few people realize at this time that when most of the people in the US can either make it or get there hands one it, most of the power of the FDA will be broken. The FDA basis most of their power on their ability to stop things that will decrease the income of the major pharmaceuticals. But with the MMS available to the people eventually most of the drugs will not be needed. That may take a while, but it could happen. See Chapter 23 if you have doubts.

Chapter 19

Research Needed



Of course research is need, billions of dollars worth of research. This is the most effective medicine that has ever been invented up to this time. We must know what is the maximum dose for every kind of disease that exists. We must know when to use it intravenously and when not to. We must know when it will cure cancer and when it will not. We must know if there are any bacterial diseases or virus diseases that it is not effective against and why. We only know, at this point, that it cures many things. The amount of knowledge is a tiny bit of what we should know.

Anyone interested in research should contact me. Up to this point I have the most experience with the MMS, however, there is no doubt that many medical men will know more about it than me after I describe what I know to them. Medical men and alternate medicine people need to begin working with it, as many lives can be saved and much suffering can be alleviated. I am definitely willing to tell all I can to anyone doing research.

The drug companies have a great deal of technology that could be used with the MMS. One important research would be to develop carriers that can carry the chlorine dioxide deeper into the body before it is released. Thus possibly getting to some of those incurable disease that have not been touched so far (so far as we know). However, the chances of getting the drug companies to do such a thing is very slim. Their thinking has always been to make the patient feel more comfortable by eliminate some or most of the symptoms, because that will never cure the patient and thus you can continue to sell the drug for a long time. I suppose we couldn't keep them from improving the formula if they decided to do so. But they don't deserve to do so. We'll see how that works out.

See Chapter 20, page 6 for data on obtaining MMS.

Chapter 20



The Basic Details for use of the MMS

The solution does not become the Miracle Mineral Supplement until you add 1/4 to 1/2 teaspoon of vinegar in a dry empty glass to drops of MMS, or until you add lemon juice or citric acid according to instructions, and until you have waited three minutes, and until after adding the juice or water for drinking. Then drink immediately. (A longer than three minute wait, up to 1/2 hour is okay.)

Vinegar: Any kind of vinegar is okay as long as it says at least 5% acetic acid. We have always used 1/4 to 1/2 teaspoon with up to 6 drops. When using more than 6 drops use more than 1/4 teaspoon.

Lemon Juice: Lemon juice can be used. Generally use 5 drops to each one drops of MMS.

Citric Acid: I believe at this time that citric acid is the most effective, but we need more data. Mix the citric acid 1 to 10 with water. That's a 10% citric acid solution. One way to make it is to use a level tablespoon full of citric acid in a glass and then add 9 tablespoonfuls of water. When using this 10% citric acid solution, use 5 drops for each one drop of MMS.

Juice: Use Apple juice, grape juice, pineapple juice, or cranberry juice. The juice must not have Vitamin C added, It prevents the activation. Read the label carefully, or make fresh juice.

Orange juice: Do not use orange juice or other citrus juices. They prevent the activation.

Please read Chapter 10 carefully.

How much to use:

(1) For maintenance begin with two drops, add the vinegar or the lemon or Citric acid. Work up to six drops once a day, twice a week for young people; six drops once every day for older people. Always use the vinegar or the citric acid or lemon, 3 minute wait, and juice. Most people can start right off at six drops a day and do not need to work up to it. Only a very few will feel any nausea from six drops.

(2) For most diseases especially liver diseases, and including other problems: Start with two drops or less if one is very sick. Give the first dose, wait one hour and give a second dose. If you don't notice an increase in nausea, go to three drops four hours later. The next day start with three drops in the morning and give a second dose in one or two hours. Then go to four drops in the after noon or evening before bed. Continue increasing the drops each morning doing a second dose in about one hour and a single dose in the afternoon or evening until you are taking 15 drops three times a day. Anytime you notice nausea, reduce the drops, but go to 15 drops as soon as possible. Take the drops after a meal to help prevent nausea. A healthy person experiences no nausea, but do not be afraid of nausea, as it only indicates that the MMS is working. Try to prevent nausea in those you treat because it scares them and makes them refuse further treatment. Remember always use the acids and the 3 minute wait.

Vomiting and diarrhea are a part of getting well in many cases. If you body needs either one of them, it will do it. However it is always very short lived. Your body knows.

Number of drops that might be required: Don't go over 15 drops twice a day for at least 2 weeks, but if nothing seems to be getting better after two weeks increase the drops. When nothing is

See page 6 of this chapter for data on obtaining MMS

happening and you are not well, increase the drops of MMS and always use the appropriate amount of acids and the 3 minute wait.

(3) For malaria and other parasite diseases use 15 drops the very first dose. Wait one to two hours and give another 15 drops. Do the same the next day. Continue for 3 days. Check for parasites. If parasites are present, continue up to three months. All parasites will be dead long before three months. Remember, always use the vinegar, wait, and juice. In most cases parasites including worms will be dead in three days. Malaria normally clears up in 4 hours or less.

(4) Snake bite, take at least 15 drop doses every ½ hour for two hours, and then every hour for two hours, and then every two hours. Continue every four hours until you are out of danger. As usual, use the vinegar, wait, and juice. Do not cut a snake bite in any case. Be sure to see a doctor, but do not allow him to cut the snake bite. It's okay to use a suction device on the bite. Cutting spreads the poison too fast.

(5) Burns, 1st, 2nd, or 3rd degree burns: Do not use vinegar. Squirt the MMS directly on the burn full strength from the bottle. Make sure it covers the burn. Wait no longer than 60 seconds and then wash the MMS off with water. It's very good to use to stop pain and burning for sunburns, but WARNING, do not leave on more than 30 seconds. It must be washed off. Most any drinkable liquid is okay to use to wash off in extreme emergencies. (The MMS neutralizes the acid created by the burn, but if left on the burn it will create a different kind of burn).

(6) Food poisoning: Take 12 drops for the first dose and 6 drops every ½ hour. Be sure to use the vinegar, wait, and use about 1/4 glass of juice or water.

(7) Children: For a baby use three drops. For older children use three drops per 25 pounds of body weight. Start out with less for a

See page 6 of this chapter for data on obtaining MMS

baby like two drops or even one, then work up to three drops in a few hours if needed. Same with children except with malaria and parasitic diseases. In that case use the full amount to start with. If the parasitic disease is not handled in several days use as much as twice the figures given here.

(8) Animals, use with any sick animal: For smaller animals use three drops per 25 pounds of body weight. For horses and other larger animals, use one drop for each 25 pounds of body weight. Use an appropriate amount of vinegar, wait, and normally use water added instead of juice. Most animals will go ahead and drink, but you may have to force feed the animal. In that case a turkey baser with a large squeeze bulb bought at most grocery stores works fine. If there is a question use smaller doses at first.

The Miracle Mineral Supplement Contents is bottled at 28% sodium chlorite powder and distilled water. It is a clear slightly yellow solution. Small amounts appear totally clear with no yellow showing.

Sodium Chlorite Powder is only 80% sodium chlorite. The balance is mostly table salt with less than 1% other nontoxic sodium chemicals. The amount of sodium in any dose is not enough to consider harmful to any diet. Because sodium chlorite powder is always only 80% pure sodium chlorite the actual amount of pure sodium chlorite in the MMS solution is 22.4%.

Sodium chlorite in a six drop dose: There are 54 mg of sodium chlorite in a six drop dose of MMS and about 10 mg of salt. Not enough to count during any one day. Sodium dioxide is also generated. There is one to two milligrams generated initially by the vinegar, and then one to two mg per hour are generated as the chlorine dioxide degenerates into table salt and water.

Chlorine dioxide: 12 drops of MMS with the added vinegar generates from 1 to 2 mg of chlorine dioxide. When it is diluted with ½ glass of juice there is less than 1 ppm in the solution. (There are still 1 to 2

See page 6 of this chapter for data on obtaining MMS

milligrams that goes into the body, but 1 ppm is less than what is acceptable in some foods by FDA guidelines). The MMS solution then continues to generate 1 to 2 milligrams per hour of chlorine dioxide for up to 12 hours in the human body.

Chlorine Dioxide: The American Chemical Society, Analytical Chemistry Division stated in 1999 that chlorine dioxide is the most powerful killer of pathogens known to man. Chlorine dioxide is used in many industrial processes. It has been used to sterilize food products such as red meat and poultry for over 50 years. It is used in hospitals and clinics as a sterilizing agent.

Buying Sodium Chlorite: See 2nd part of chapter 16.

Formula for Sodium Chlorite: NaClO_2 . Na=Sodium Cl=chlorine and O_2 =Oxygen (The O_2 in all cases here merely indicates that two atoms of oxygen exist. It is not an indication of the charge.) The actual charge on the oxygen is -2 (minus two) which leaves the oxygen in the neutral condition. It's the same charge as the oxygen in carbon dioxide. It can't be used for oxidation.

Formula for Chlorine Dioxide: ClO_2 . You can observe that just the Na (sodium) has been removed to make the chlorine dioxide. The O_2 is two oxygen ions with a charge of two electrons each. That is considered minus two (-2) because electrons have a negative charge. Oxygen ions at this charge cannot oxidize anything and thus are not available to the body for oxidization. The Cl stands for chlorine which is a chlorine ion in this case with a positive charge until it oxidizes and destroys something in which case it winds up with a negative charge as well. It then is a chloride which is the same as chloride in table salt. It cannot do further reactions.

Formula for Oxygen: O_2 That means that an oxygen molecule consists of two oxygen atoms that are bound together. The oxygen enters the body for the purpose of oxidation in the elemental state. When it oxidizes various items in the body it releases energy creating

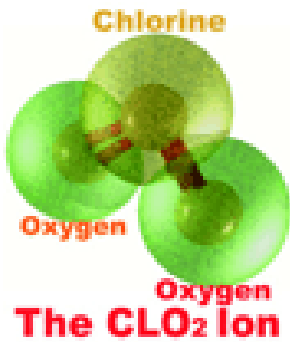
See page 6 of this chapter for data on obtaining MMS

the warmth of the body. During the oxidization process the oxygen atoms are charged to -2 (minus two) electrons. They are then oxygen ions. They have reached their neutral state. In the neutral state (minus 2 electron charge) they cannot be used by the body. In this state they form carbon dioxide and are expelled from the body as one breathes out. They are then recharged by green trees and other green plants.

The oxygen ions that are attached to chlorine dioxide, like carbon dioxide, have a minus two electron charge and thus are neutral. The body cannot use them. They either form carbon dioxide, or they become part of the water of the body.

Oxidation: In the old days of chemistry, it was thought that oxygen was the only thing that oxidized metal, other chemicals and things. But as a better understanding of chemistry came about it was soon learned that any element or ion or molecule that accepted electrons was basically the same oxidization process that oxygen created. Oxygen accepts electrons from other elements or molecules and at the same time causing the release of some energy in the form of heat. That's oxidization. Well so do many other elements, molecules and ions accept electrons and release energy. Oxygen becomes neutral and can accept no more electrons when it has reached the charge of minus two electrons. However, a chlorine dioxide molecule can accept 5 electrons, at a much higher energy exchange. Thus it also oxidizes, but with much more whamo. Oxygen when neutralized by a minus two charge normally leaves the body as carbon dioxide. That means that carbon dioxide has two ions of oxygen, but neutralized oxygen. The two oxygen ions are then charged back to their elemental state by green plants and the sun again making them available to create oxidization in the body.

For purchasing MMS see Web Sites <http://www.health4allinfo.ca/> or <http://www.miraclem mineral.com>



Chapter 21

Heart Attacks, What Causes Them and the FDA

Read this chapter and you will know why heart attacks are not related to cholesterol and clogged arteries and how you can prevent heart attacks.

I almost didn't write this chapter because this book is about MMS, but this information is something that everyone who is interested in health should know. It also gives a little more data about the FDA.

Let me first make a few statements that are undisputable facts, provable in court of law and by a hundred different sources including the Internet. The data I am going to tell you is absolutely undisputable, yet most people ignore it.

The first thing you should know is that most of the FDA experts are also on the payroll of the pharmaceutical companies. You would think that would be against public policy. But no, it seems that they have the right to moonlight just like anyone else, even if it is counter productive. Should you want the facts on this, read the book **Deadly Medicine** by Thomas Moore.

Secondly, in 1992 the FDA started a public campaign to deny the America people the right to purchase vitamins without going to a doctor and obtaining a prescription. They spent millions of dollars of taxpayers' money pushing this cause, but it didn't work. Worse than that, it backfired against them. Not just thousands but millions of American people arose up against this attack on our liberty and wrote their congressmen. In August of 1994 congresses fixed their wagon on this score attempting to do it permanently, but that evidently wasn't possible. A law was passed unanimously by both

See Chapter 20, page 6 for data on obtaining MMS.

houses and signed into law by the president. Did you see that? Unanimously. That's what the America people can do if they really try. (All of this is now a matter of public records).

The law was called DSHEA (The Dietary Supplement Health and Education Act of 1994). This law attempts to guarantee the American people free access to vitamins and other essential nutrients and to the educational data concerning these nutrients. The reason why the educational data was included is that the pharmaceutical companies had been campaigning to prevent any and all claims of health benefits concerning vitamins from being published. Do you see? They would have even prevented books from being printed telling us about vitamins. They spent not just millions, but billions on this idea. Now we have a law to protect us. The Constitution should have been enough, but we need all the help we can get.

But that still wasn't enough. The pharmaceutical companies banded together to form a cartel at the international level. They started a world wide campaign to ban all data concerning the health benefits of vitamins and minerals and other natural substances from being distributed anywhere in the world. They approached the world through the United Nations Food Standards Commission. They thought that they could force the industrial nations and the world to accept vitamins as prescription medicine. Disguised as a consumer protection initiative, this concept was to be recommended to the UN General Assembly. There were to be trade sanctions on any countries that refused to accept vitamins as prescription medicine.

That was the year of 1997. The main actor in this pharmaceutical vitamin cartel was the German government. Germany exports more pharmaceutical products than any other nation. They might have succeeded except for one doctor, Matthias Rath, M. D. On June 22, 1997, he gave a speech to an audience in Chemnitz, Germany. He exposed the cartel and their intentions in that speech and connected them to the pharmaceutical companies who were profiteers of World War II and even the Holocaust. As a result of this speech and several

See Chapter 20, page 6 for data on obtaining MMS.

other speeches and hundreds of thousands of protest letters, the idea was so controversial by the time it was to be presented to the UN General Assembly that they did not succeed.

Even bigger than that, May 20, 1999 these multinational pharmaceutical companies admitted to forming a “Vitamin-Cartel” to fix the prices of raw vitamins and materials. They defrauded hundreds of millions of people world wide of more than 100 billion dollars. They were fined about one billion dollars. The U.S. Justice Department declared that they were the largest illegal cartel ever uncovered. This tiny fine in reference to the total amount they bilked from the people of the world was inconsequential.

Are you starting to see? The pharmaceutical companies have no conscience. They will do anything to prevent a loss of money or to make money. They care not how many deaths that they cause. The pharmaceutical companies through the FDA have suppressed dozens of discoveries concerning cures for cancer, heart disease and many other diseases for more than 50 years. I know that you probably think that is crazy, but so would you think that about the above information if it were not so much a part of the record. There is nothing that I have said above that can be disputed. It’s all a matter of record. It all happened just as stated above and can be investigated by any high school student and proven to be facts. The proof of the suppression of the discoveries of cures for cancer and other diseases are slightly more covered up at this time, but still quite provable. The FDA has depended upon the incredibility of what they have done and the indifference of the public to maintain their farce.

One other story of facts. The amino acid Tryptophan was sold in health food stores throughout the US as an aid for sleep. It really worked, and thousands of people bought it as opposed to several drug sleep aids. Tryptophan replaced several millions of dollars that the drug companies were no longer able to sell. Then guess what, Tryptophan evidently caused the death of one person in the US and

See Chapter 20, page 6 for data on obtaining MMS.

several in Japan. The FDA immediately took it off the shelf of every health food store in the US. This amino acid is manufactured in Japan and it was found that somehow an impurity had gotten into the amino acid jar. Although the problem was fixed and acceptable purity rules were put in place in the Japanese manufacturing plant, it was never allow back in the US.

It was later found that American FDA agents had visited the Japanese Tryptophan plant before the impure jars of Tryptophan were shipped. So now drug companies that sell sleep drugs make millions of dollars selling the drugs that replace the Tryptophan. Do you see? One person dead from amino acid impurities and America can no longer have Tryptophan, but hundreds of thousands of people are dead from drugs and that is completely acceptable. Am I the only one that sees something wrong with that?

It can now be shown to any researcher that every person in America is in someway personally touched by suffering and death as a result of the FDA's betrayal of the American people. But worse than that every person in the world is to some extent affected by the suppression of data for the cure of many different diseases. The indifference results mostly from realizing that one can really do nothing to change the status quo. But now that can be changed simply by everyone informing his relatives, friends and neighbors of this book.

You may think that law I mention earlier in this chapter the DSHEA of 1994 has protected us. Well, not so. As soon as it was out of the public eye the FDA has convinced the congress to pass a law saying that all supplements must be approved by the FDA before sales in the US. Now the FDA has publicly stated that they intend to shut down 50% of the supplement business in the US using this new law. Now with 970,000 drug related deaths each year and not even one single supplement related death per year in the entire health food field the FDA is going to limit our right to have supplements unless they approve of them. They are not fooling around. They have

See Chapter 20, page 6 for data on obtaining MMS.

stated their intention to enforce this new law with vengeance. Congress has betrayed the America public once again. The DSHEA law is useless with this new law. They were informed of the damage this law would cause. There is only one reason why they would have agreed to this law in both the house and senate. They are bought and paid for. These laws were put through fast before the America people could find out about them.

About the FDA suppression of cures: I am going describe two of the more important suppression incidents below and then tell you where you can check my data for accuracy. Be advised, however, I am only hitting the top of the iceberg. There are many more cases that I do not have time and space to cover. You can also see why I moved out of the country to publish this book. Now you are going to say, "But the constitution of the U.S. allows you to publish anything." Well, the FDA doesn't care about that. They arrest such authors and scientist inventors and charge them with almost anything. But they don't care. They can keep an author in jail for a long time on trumped up charges. The judges in that area of the law are FDA judges. They keep saying that if the author will withdraw his book or say his cure doesn't work they will withdraw the charges. By the time the author has spent all his money on lawyers he often gives in. Dozens of cures have been lost because the inventor or author just was too tired of fighting to go on, and he died of a heart attack, or he did spend years in jail.

Actually, it's a lot worse than just that. They seize property and destroy businesses. They often take everything that is in a business including the car and bank account. Many times they do it without a search warrant. They destroy a person's life. During the trial they have their own judges who will not allow any reasonable defense. A hero who has spent his life helping people and searching for a cure to one disease or another can find himself in prison for years. These incidents are a crime of the worst kind against humanity. They destroy the business and a person's whole life to suppress a cure. They do it in the name of public safety and no one can stop them.

See Chapter 20, page 6 for data on obtaining MMS.

You ask why they do it. They do it for the billions of dollars that the pharmaceutical companies will make if the cure is not given to the public through out the world. It often scares clerks about their jobs. If a cure is found for cancer, thousands of jobs will be lost. Radiation therapy jobs will be lost and chemotherapy drugs will no longer be manufactured. Hospitals will go out of business. But millions of lives will be saved and untold suffering will be stopped. Would you rather save the jobs, or stop the suffering and then have those people retrained for other jobs?

I do not have nearly enough money to publish this book widely, but I am depending upon the American people, the Mexican people, and the People of South America to get this data out. If everyone will send this book to at least two people, or at lease see that at least two people download the free ebook Part 1 from www.miraclemineral.org, the America people will have a cure that will eliminate more than 50% and as much as 80% of the drugs consumed by mankind at this time. In the long-run millions of lives will be saved and the suffering that will be stopped is incalculable. If you have read this book you know that this is true, and if you don't know that it is true then give MMS a try. It cures cancer when used properly or used with other know cancer cures such as the Indian Herb mixture. And as I have said all profits from the book will be used by me to distribute this book in the world or in Africa to bring this cure to the African people. I have got to be careful with what I say, or they will prosecute me on something like this. So let me say that is my intension at this time and I will do my best to carry it out, but I cannot guarantee that all profit will go that way for absolute certain at this time.

Billions and billions of dollars have been spent on the search for a cure for cancer by using the present theory of cancer. For more than a hundred years there have been two basic theories of cancer. The other theory has been suppressed. Lives have been destroyed, people have been jailed and sent to prison, books have been burned.

See Chapter 20, page 6 for data on obtaining MMS.

Every conceivable **discussing** thing that can be done has been done to prevent the second theory of cancer from ever coming to scientific light or becoming know to the public. Funny thing, all of the demonstrated cures of cancer have been based on the second theory, or similar concepts. More than two dozen or more of those cures have each had more than one thousand documented cases of complete cures from cancer, some of them more than 10,000 documented cures and several more than 100,000 cases recorded.

So let me tell you in a few nontechnical sentences the difference between the two different theories of cancer. The present theory of cancer is that healthy body cells for some unknown reason mutate into cancerous cells. The general idea is that the unknown reason is aging, poor diet, heredity, a bad condition that slowly mutates into cancer, or something along those lines. Using this theory, billions of dollars have been spent on research and millions of men, women and children have suffered and died for more than 100 years while no significant improvement in cancer treatment has happened. That's 100 years without an answer or even a real improvement. Of course there are a lot of scientists that would like to argue against that. There was what they call a great improvement in the chemotherapy chemicals in about 1948 but there is still more people dying of cancer than ever. There is no indication that chemotherapy increases one's chances of living.

Does that seem like a poor picture to you? The same treatment for over a 100 years and no real change in the treatment for more than 100 years and they still use it and research it, and still a higher percentage are dying of cancer than ever before.

The second theory which is the unaccepted theory of cancer is that cancer is caused by a very unusual virus that changes its size and shape from a virus to a bacteria and back to a virus again. There are a lot of technical terms I am missing, but that's the basic concept. This second theory is called pleomorphism. Research into this theory is not allowed. You may say, "I thought America was a free

See Chapter 20, page 6 for data on obtaining MMS.

country.” Well, that’s so, but not to those who want to do research into this particular theory of cancer. No money is available for such research, and those who try hit a blank wall. Nobody cooperates with them. Their colleagues won’t talk to them anymore. The FDA, FTC and the AMA put every possible stop in their way that they can find. Let me say again, all the suppressed cures that have worked have been based on this very unusual virus theory or similar concepts.

Please, please, please, don’t believe me. Go to the Internet and dig deep enough to find the facts. The facts are there, and when you have facts you can prove them. There is always proof somewhere there, often hidden but uncoverable. We need millions of more people who know the facts. They don’t have to be technical; they just need to know what is really going on. So let me tell you one book to read to get you started. It’s *The Cancer Cure that Worked* by Barry Lynes and John Crane. They give references and tell where you can go to get the actual records.

In this book we are talking about MMS. So far many people have stated that after taking the MMS that their cancer went away. MMS kills viruses and bacteria. It has been established for 100 years that chlorine dioxide kills viruses and bacteria. We have not proven that MMS will attack mutated cancerous cells. But what has happened is that skin cancer including melanoma dries up and flakes off like the scab of a sore. It doesn’t look like the cancer was attacked; it looks more like the cancer just quit growing and the body simply healed the area. That’s what would have happened if the virus were killed. Well, we don’t know do we? Yet.

Here is one more thing that the FDA really doesn’t want you to know. Heart attacks have nothing to do with cholesterol levels in your blood. The AMA and other medical research oriented groups have not produced a single study that proves that people with high levels of cholesterol have more heart attacks than those with low levels. They have proved, however, that they can sell billions of

See Chapter 20, page 6 for data on obtaining MMS.

dollars of cholesterol lowering drugs. Dr. Matthias Rath has shown that the basis of heart attacks is vitamin deficiency, mainly vitamin C. Get his books. Believe me. He has proven it. Vitamins prevent heart attacks, not cholesterol lowering drugs.

Dr. Matthias Rath points out that there are several thousand miles of blood veins in your body. Those don't clog up and cause problems. If cholesterol in the blood was causing problems, it would cause problems throughout the body. Only the ten inches of veins right at the heart are affected by cholesterol. Now why would that be? It's because those veins at the heart are smashed flat at every heart pump, like 70 or 80 times a minute, millions of times a year. They fail not because they are clogged, but because the walls of the veins cannot take being flattened so many times, and they crack. Vitamin C is what causes the walls of blood vessels to be strong. Scurvy is a vitamin C deficiency, and heart attack is part of the same problem. The deposit on the walls of those particular veins is only to increase the strength and prevent the veins from being totally flattened and not for the purpose of clogging the veins. When the vein cracks it stays flat instead of opening again and that is what is causing heart attacks. Vitamin C is what prevents heart attacks. Read Dr. Rath's books, and be sure to buy some vitamin C. The pharmaceutical companies definitely don't want you to read his books, because you won't buy their cholesterol drugs.

Cholesterol is the body's response to a deficiency of vitamin C. The body seeks to strengthen the walls of the blood vessels and prevent them from cracking by depositing the cholesterol.

I should mention that Dr. Rath worked with Dr. Linus Pauling for many years. Dr. Linus Pauling agreed with Dr. Rath's findings and they worked together to further verify and understand the use of vitamins in the body. Dr. Linus Pauling was the only man in history to receive two unshared Nobel prizes in the medical field. His agreement and help with these findings adds a great deal of credence to them.

See Chapter 20, page 6 for data on obtaining MMS.

Modern medicine insists on treating the symptoms and refuses to find the cause, because if they find the cause they will cure the problem. If they cure the problem, they will not be able to continue selling drugs. It's sorry, but the fact is that it is all based on money.

Let's first talk about Dr. William Frederic Koch. Dr. Koch developed a medicine from herbs which he called glyoxylide. He cured his first cancer patient in 1917 and thousands thereafter when you count what he did and what the other doctors did using his medicine. What do you think the conventional treatment for cancer was at that time? The treatment that had at that time already been in use for many years began more than 100 years ago. I'll bet you couldn't guess what it was in a hundred years. Well amazing as it may seem, it was x-ray and radium radiation, the same as it is now. One hundred years and they are still using the same treatment and guess what, more and more people are dying from cancer. Does anyone see anything wrong with the picture here? Don't you think at some point or the other those responsible would say, "Maybe we ought to do a little research into an alternate idea?" No, they just go blithely on researching the same basic theory. It is the result of the pharmaceutical companies only making money available for certain kinds of research that they know will get nowhere.

Dr. Koch said that you don't want to kill the cancer cells, you want to remove the virus that is causing the cell to be sick and thus allow the cancer cell to return to normal.

The FDA and FTC attacked Dr. Koch for years. He was driven from the U.S. and traveled to Brazil where he had phenomenal success treating advanced rheumatoid arthritis, insanity, diabetes, cases of advanced cancer, and even leprosy. The FDA was extremely alarmed and demanded that he return to the U.S. Later when he did return he was arrested on trumped-up charges. Two trials were held and both times the jury acquitted Dr. Koch despite the fact that the judge would not allow a single cured patient to testify. The trials

See Chapter 20, page 6 for data on obtaining MMS.

went on from 1942 to 1946 and cost the government more than \$10,000,000 which is the equivalent to \$100,000,000 in present day money. They could not prove that Dr. Koch's technology did not cure cancer, but by this time none of his herbs for his cure were available in the U.S.

Colonel Charles March took over as head of the FTC and attempted to stop the attacks against Dr. Koch, but he met with a sudden and questionable death. Deaths of that nature in those times seem to happen to a number of people involved with alternate medical treatment. That is not to say that such deaths do not happen now, because they do. A very good friend of mine, who discovered several cures for several important diseases went home about 5 years ago and a bomb in his apartment blew both of his legs off. He lived, but the idea that they don't stop people now days is a lie.

Although the FTC could not legally stop Dr. Koch from selling his medicine to doctors, they gave him a cease and desist order from advertising in any way to doctors. This prevented doctors from knowing about it and from using it to treat cancer patients and other diseases. It is estimated that in excess of 100,000 patients were cured of cancer between the years of 1917 when Dr. Koch cured his first cancer patient until 1951 when the FTC ordered him to stop advertising to doctors. His laboratories were unable to stay in business without the sales. Recently there are those who have attempted to duplicate his formula, but he and most of those who knew the details are now dead. Basically this cure for cancer and many other diseases has been lost.

Do you see why the MMS is so important at this time? It is a medicine that can be used by anyone and everyone can know the formula. Once out, and once it has been tested widely by the public, none of the alphabet soup agencies (FDA, FTC, AMA mostly) will have any way to stop it, and the pharmaceutical companies will be up a creek. It will be the dawning of the end of the tremendous cash flow for drugs that treat only the symptoms. If my strategy works and

See Chapter 20, page 6 for data on obtaining MMS.

it does get to the public, it will be the beginning of many books of the same nature by others. The end of the tremendous suffering of mankind at the hands of medical and pharmaceutical people for money is in sight. With the Internet and modern technology, normal people can now know more than doctors used to know. We can no longer be kept in ignorance about medicine. The dawn of the age of information has already happened, but this is the dawn of the age of medical information to the average person. I hope it is. It is if you help. Had Dr. Koch's cure been used by all doctors, literally millions of people would not have suffered and died. They would have lived happy lives.

The other cancer-cure that I wanted to mention is the one developed by Royal R. Rife of San Diego, California. He started research somewhat later than Dr. Koch, but in the same era. His research started in 1920. He began by inventing a microscope that was quite different from the best standard microscopes. His best microscope had a magnification of 30,000, although his first ones were not that powerful. The problem was that in the scientific field it is well known that the most powerful non electronic microscope had only 2,500 power. The theory of light prevents anything more powerful than that because at that power the light waves theoretically cannot be amplified any more.

Rife, however, had his own theory of light microscopes. The electronic microscope cannot be used with small viruses because the light frequency that it uses destroys the virus. Rife built many really tremendous microscopes over his lifetime; each new one was better than the one before. His microscopes were duplicated and some still exist to this day. They were so powerful that they could reveal the viruses that caused cancer. The microscopes used several different light sources of different frequencies. His microscope used the heterodyne principle of light frequency. That's where one frequency is converted to another frequency. This principle has been used in radio frequencies for many years and still is. Rife just learned to use it with light frequencies. No reason why he shouldn't, but his

See Chapter 20, page 6 for data on obtaining MMS.

microscopes were destroyed and his books and plans were burned. Despite that fact literally hundreds of doctors used Rife's microscopes to identify and verify cancer.

The other thing that Rife did, after identifying the cancer virus, was design a device that killed the cancer virus in place? The theory that he used was simple and scientific. He used the theory of radio antennas. It is not a hard basic theory to understand. Each different frequency will cause a flow of electrical current in an exact precise length of metal. So if you have a wire of the right length connected to your radio, you can pick up the frequency that causes an electrical flow of current in that wire. You don't see the wire anymore in modern radios, but it's there somewhere.

So Rife figured, "We know that those little fellows can conduct electricity, so why not make a radio antenna out of them." He decided that all he needed to do was measure their size and then calculate the frequency that would cause an electrical current to flow in them the same as a TV or radio antenna. If he could cause an electrical current to flow in them that would kill them. A special Research Committee of the University of Southern California oversaw his laboratory work until the end of the 1930's. Follow-up clinics conducted in 1935, 1936 and 1937 by the head of the U.S.C. Medical Committee verified the results that he was getting. Independent physicians, utilizing machines that were duplicates of Rife's machine, successfully treated as many as 40 patients per day. A number of doctors continued to treat patients for up to 22 years, but the pressure became too great. When authorities found a machine in operation they either destroyed it on the spot or confiscate it for evidence.

Rife determined the precise frequency for herpes, tuberculosis, and other illnesses as well as cancer. His work was in Science magazines, medical journals, and later the Smithsonian Institution's annual report. Thousands were cured during the 1930's, and then the authorities struck. Rife began working with John Crane, and

See Chapter 20, page 6 for data on obtaining MMS.

engineer. Rife's life work was in John Crane's lab when the authorities hit it. They destroyed everything, burned books and jailed John Crane. After that there were continuous problems with the authorities. The University no longer backed Rife and he simply had to quit.

Today there are numerous people throughout the world that have Rife frequency generators. Many do not work as they do not duplicate Rife's work closely enough, but many do work and cancer and other diseases are still cured with these frequency generators. There are even a few people who have his microscopes or good duplicates of his microscopes. They still work.

The question is, how were these people stopped when they were curing people? How was the truth covered over so easily? There are two reasons. Both were greed. There were scientists who did not want their theories of cancer and other diseases questioned and there were the pharmaceutical companies who did not want their incomes decreased. Billions of dollars can exert huge amounts of pressure. The medical laws of this country have been shaped by the pharmaceutical companies. They have spent billions of dollars with at least two lawyers in Washington, D.C. for each representative and each senator. It all boils down to money, but the criminality of it is beyond belief. Millions suffer and die so that they can make money, and there was another reason. Many of the medical scientists were pushing their own favorite concepts that made them well known and they were mostly in with the pharmaceutical companies. That also boils down to money.

Hundreds of very important industries exist in the United States that do not spend billions of dollars influence Congress on making laws. There is no acceptable reason for the drug companies to be spending that huge amount of money to influence congress, but they do.

You can check my accuracy in these statements by going on the Internet and reading some of the thousands of documents that are

See Chapter 20, page 6 for data on obtaining MMS.

available. Just go to Google or one of the other search engines and put in the various names of the people I have mentioned or just put in FDA Suppression. The Internet documents then point you towards the actual documents. The proof is all there. The FDA likes to dispute it, of course, and there is no money to dispute them. They have the billions to say you are wrong. In court, you don't have a chance to prove technology. They always bring up points of law and one never gets to the crux of the matter which is that the present technology is wrong. There is simply no proving anything. But the fact is, anyone who wants to dig can prove the points I give here, but smart lawyers won't allow it to be brought up in court.

This book about the MMS might be able to change some of the suffering and overcome some of the power of the pharmaceutical giants. If it is distributed widely enough, that will happen. Please help and join this crusade. All you have to do is send this book to as many people as possible. If you want to print it out and give it away, that's okay. If you are giving it away, give as many as you want. Give a thousand, or give a million, but if you are using it in a commercial way, then you need permission in writing from the Author. Keep in mind that all of the profit will be spent to more widely distribute this book or to bring the MMS to Africa. Now that's my promise, but I am not nor do I have, a nonprofit organization. I do plan on forming such an organization as soon as possible when finances permit. Please join this crusade as all of us together can change the world.

Please don't believe the following statements, but please check it out. The facts are there and they can be verified. Take the time to verify it. It's important to you and your family.

One other thing you should know. There are no incurable diseases. Along with the MMS there are cures for every disease known. They are suppressed. Many were discovered years ago and now set unused. The stories and lies about the "Quacks" have prevented alternate medicine from using many of them and books have been

See Chapter 20, page 6 for data on obtaining MMS.

burned. Why was it necessary to burn books and destroy microscopes and other valuable equipment if there was nothing that would work? By their actions they have proved something of value was there. With the public's help we can make this a better world where there are no incurable diseases. The answers are there, all we need to do is to prevent our government from suppressing the answers. The public has the power and we can do it. The MMS is not the only cure for many diseases, but it will give you a lot more confidence to see the MMS work. Your first step is to use some of it and see that it works. The second step is to start telling your neighbors and everyone you know. That's all we need. The world will change.

Help us defeat the FDA. You may not believe it, but the FDA has been suppressing all real cancer cures, and information concerning how vitamins prevent heart attacks and all other information or products that may in any way reduce the income of the large pharmaceutical medical drug companies.

Please don't take my word for it; become informed. Read the data available on the Internet. Just go to any search engine and put in "FDA Suppression." There is tremendous documentation starting back in the 1930's. They often put authors in jail and tell them that they will withdraw the accusations if the author will withdraw his claims. Once the author has lost all of his money and is tired of fighting he gives up. There are hundreds of medical facts that are suppressed right now that would save thousands of lives. There are many records of people who have died under very questionable conditions when they have tried to inform the people. Please don't write this off as a bunch of crazy conspiracy nuts. Your life and the life of thousands are at stake. Isn't that important enough to at least try it once on someone, or on you? Spend a couple of hours.

Why do you suppose drugs in this world, especially in America, almost always treat symptoms? That's no secret about drugs only

See Chapter 20, page 6 for data on obtaining MMS.

treating symptoms, most people know that already. Ask any person interested in health. Medical drugs treat symptoms and all of the medical research by pharmaceutical companies is directed towards treating symptoms, and not towards finding the cause of the problem. Well, the reason is that if you find the cause of a disease or health problem you can usually cure the problem. In that case you cannot continue to sell the drug over and over until the person dies. Billions of dollars are involved. Treating symptoms does not cure or change the problem. Why do you reason that there has been no significant advancement in Cancer technology in 100 years? With one or two minor exceptions the same treatments are still used, more than 100 years later. The world has advance fantastically in almost everything but cancer treatment and other disease treatments. They refine the treatment, make the drugs more pure, make the needles better, make the X-ray machines better, make the records better, make the timers better that time the treatment, but the treatment itself does not change.

There is only one way that they could keep the same treatment for 100 years and that is to suppress every new concept that ever arose. They have their own judges, their own laws, and they simply stop any real improvements.

The pharmaceutical companies spend billions of dollars with at least two lawyers for each Congressman and each senator and many law offices in Washington, DC. They have tried again and again to suppress vitamins. I don't have time to cover all of the data here. Please become informed on this subject. The data and the proof are available. The truth cannot be suppressed. Just read the thousands of documents available on the Internet. They spent billions influencing Congress on the pretension of public safety to prevent us from even having printed literature on vitamins. Do you imagine that we would be much safer if we didn't know about vitamins? (I mentioned this before earlier in book 1, but it is important enough to mention again, and possibly you didn't read book 1.)

Now, the MMS is such a simple cure that it need not be relegated to doctors. The public at large has the ability to treat themselves. This means that the FDA is going to have a much harder time at suppressing this one. The public, the sick and suffering have this one short window that will be open, we don't know for how long. But this time the FDA cannot suppress a couple of doctors or arrest the author of a book. (They can't find me.) Luckily I am not tied to some expensive lab, and I can move around. But they don't have to find me to stop it. The billions of dollars behind them will definitely try, because ultimately a great part of those billions are lost if the MMS becomes well known. Please, please take the attitude to error on the side of maybe I might just be telling the truth.

This is where you come in. It is now resting on your shoulders. I've done what I can do. It's up to you, the readers of this book to spread the word to the world. It can happen if you will tell your friends. The more people that you get to read this book or the free download e-book, the more people you tell before the pharmaceuticals find out about it, the less likely they will be able to suppress it. Up to this point they are so convinced that I am a charlatan that they have paid me no attention. It's my only safe guard. But when they start getting reports of people getting well and people being cured, it will be a different story. (OK, I mentioned this in book 1, too.)

There is a point, I don't know how many people, but a point can be reached which I call the point of no return. If we reach that point, the window can no longer be slammed in our face. That is when enough public individuals have learned the data, have used it, and know it works. Believe me; a few individuals won't do it. It will take millions who know that it works. Please join us. Either use it, or just accept the idea that the public deserves to know. Get as many people to download the free e-book (The Miracle Mineral Supplement of the 21st Century Book I) as possible (and also book II). And when you successfully use the MMS to help someone or yourself, broadcast it widely. We may only have a few months. You probably have less than 12 months to get it to the public. The

elimination and prevention of suffering, misery and death of millions depends upon you. (Sorry to be so dramatic, but that is the fact.) Have your friends download the free book at the www.miraclemineal.org Site or better still have them purchase this book or hard book for \$19.95 at the same site.

Again, check Google and use “FDA Suppression” for your search and you will know that I am telling the truth.

Otherwise, you will know that what I say here is true when they begin their campaigns to prove the data in this book false. The problem that they will have is that anyone can try it. But that won't stop them, because they know that they can use fear to prevent millions from even considering it. That is why we need millions who have already tried it and know that it works. Join the crusade. Lives are at stake. Of course, if you don't tell your friends there will never be such a campaign from the FDA and pharmaceuticals.

I apologize again for being so dramatic, and for repeating myself, but I am 74 years old, and in my years I have learned that people would rather hear the facts than someone “beating around the bush.” And what I say three times will usually be remembered. My 4th grade teacher told me that.

Remember, the MMS does not treat diseases, it aids the immune system.

There are millions of people who have such utter faith in modern medicine that they are not even willing to check the facts. In my 40 years in the health business I have watch a number of my friends die from cancer while being totally convinced that I was a confused man. They preferred to die rather than check my data. Two of my close relatives died rather than check my data. Please take the time to check modern alternate medicine data or test the MMS for yourself.

I look forward to hearing how you have used the MMS. Please write me at my address or my email. See the Copyright page for the email address.

Please, even if you don't write me, please record all of the times that you treat yourself or others and the results that you get. This can be very important as time goes by. – The Author

On The Mechanisms of Oxidation of Chlorine Oxides – An Overview

By Thomas Lee Hesselink, MD

Copyright © August 7th, 2007

DISCOVERY

Jim Humble, a modern gold prospecting geologist, needed to travel to malaria infested areas numerous times. He or his coworkers would on occasion contract malaria. At times access to modern medical treatment was absolutely unavailable. Under such dire circumstances it was found that a solution useful to sanitize drinking water was also effective to treat malaria if diluted and taken orally. Despite no formal medical training Mr. Humble had the innate wisdom to experiment with various dosage and administration techniques. Out of such necessity was invented an easy to use treatment for malaria which was found rapidly effective in almost all cases. [1]

References:

1. A Possible Solution to the Malaria Problem? Humble J Libertarian Times, May 9, 2005

MATERIALS AND METHODS

The procedure as used by Mr. Humble follows: A 28% stock solution of 80% (technical grade) sodium chlorite (NaClO_2) is prepared. The remaining 20% is a mixture of the usual excipients necessary in the manufacture and stabilization of sodium chlorite powder or flake. Such are mostly sodium chloride (NaCl) ~19%, sodium hydroxide (NaOH) <1%, and sodium chlorate (NaClO_3) <1%. The actual sodium chlorite present is therefore 22.4%. Using a large caliber dropper (25 drops per cc), the usual administered dose per treatment is 6 to 15 drops. In terms of milligrams of sodium chlorite, this calculates out to 9mg per drop or 54mg to 135mg per treatment. Effectiveness is enhanced, if prior to administration the selected drops are premixed with 2.5 to 5 cc of table vinegar or lime juice and allowed to react for 3 minutes. The acidified solution is then mixed into a glass of water or apple juice and taken orally. This can be taken on an empty stomach to enhance effectiveness but this often causes nausea. Nausea is less likely to occur if food is present such as one hour after meals. The vinegar (5% acetic acid) or lime juice (6 to 9% citric acid) neutralizes the sodium hydroxide and at the same

time converts a small portion of the chlorite (ClO_2^-) to its conjugate acid known as chlorous acid (HClO_2). Under such conditions some of the chlorous acid will oxidize other chlorite anions and gradually produce chlorine dioxide (ClO_2). Chlorine dioxide appears in solution as a yellow tint which smells exactly like chlorine.

BENEFITS

I first learned of Jim Humble's remarkable discovery in the fall of 2006. That sodium chlorite or chlorine dioxide could kill parasites in vivo seemed immediately reasonable to me at the onset. It is well known that many disease causing organisms are sensitive to oxidants. Various compounds classifiable as oxides of chlorine such as sodium hypochlorite and chlorine dioxide are already widely used as disinfectants. What is novel and exciting here is that Mr. Humble's technique seems: 1) easy to use, 2) rapidly acting, 3) successful, 4) apparently lacking in toxicity, and 5) affordable. If this treatment continues to prove effective, it could be used to help rid the world of one of the most devastating of all known plagues. [1,2] Especially moving in me is the empathy I feel for anyone with a debilitating febrile illness. I cannot forget how horrible I feel whenever I have caught influenza. How much more miserable it must be to suffer like that again and again every 2 to 3 days as happens in malaria. Millions of people suffer this way year round. 1 to 3 million die from malaria every year mostly children. Thus motivated I sought to learn all I could about the chemistry of the oxides of chlorine. I wanted to understand their probable mechanisms of toxicity towards the causative agents of malaria (*Plasmodium* species). [3] I wanted to check available literature pertaining to issues of safety or risk in human use.

References:

1. Current status of malaria control. Tripathi RP, Mishra RC, Dwivedi N, Tewari N, Verma SS *Curr Med Chem.* 2005;12(22):2643-59
2. Current status and progresses made in malaria chemotherapy. Linares GE, Rodriguez JB *Curr Med Chem.* 2007; 14(3):289-314
3. An overview of chemotherapeutic targets for antimalarial drug discovery. Olliaro PL, Yuthavong Y *Pharmacol Ther.* 1999 Feb; 81(2):91-110

OXIDANTS AS PHYSIOLOGIC AGENTS

I was already very familiar with most of the other known medicinally useful oxidants. Examples are: hydrogen peroxide, zinc peroxide, various quinones, various glyoxals, ozone, ultraviolet light, hyperbaric oxygen, benzoyl peroxide, artemisinin, methylene blue, allicin, iodine and permanganate. I had taught at numerous seminars on their use and explained their mechanisms of action on the biochemical level. Oxidants are atoms or molecules which take up electrons. Reductants are atoms or molecules which donate electrons to oxidants.

Low dose oxidant exposure to living red blood cells induces a change in oxyhemoglobin (Hb-O₂) activity so that more oxygen (O₂) is released to tissues throughout the body. [1] Hyperbaric oxygenation (oxygen under pressure): 1) is a powerful detoxifier against carbon monoxide; 2) is a powerful support for natural healing in burns, crush injuries, and ischemic strokes; and 3) is an effective aid to treat most bacterial infections.

Taken internally, intermittently and in low doses many oxidants have been found to be powerful immune stimulants. Exposure of live blood to ultraviolet light has similar immune enhancing effects. These treatments work through a natural physiologic trigger mechanism, which induces peripheral white blood cells to express and to release cytokines. These cytokines serve as an alarm system to increase cellular attack against pathogens and to down-regulate allergic reactions.

Activated cells of the immune system naturally produce strong oxidants as part of the inflammatory process at sites of infection or cancer to rid the body of these diseases. One such natural defense oxidant is hydrogen peroxide (H₂O₂). Another is peroxyxynitrate (-OONO) the coupled product of superoxide (*OO-) and nitric oxide (*NO) radicals. Yet another is hypochlorous acid (HOCl) the conjugate acid of sodium hypochlorite (NaClO).

References:

Decreased level of 2,3-diphosphoglycerate and alteration of structural integrity in erythrocytes infected with Plasmodium falciparum invitro. Dubey ML, Hegde R, Ganguly NK, Mahajan RC Mol Cell Biochem. 2003 Apr; 246(1-2):137-41

OXIDANTS AS DISINFECTANTS

Various strong oxidants are widely used as disinfectants. [4, 11, 12, 13, 28] All bacteria have been shown to be incapable of growing in any medium in which the oxidants (electron grabbers) out-number the reductants (electron donors). [29] Thus oxidants are at least bacteriostatic and at most are bactericidal. [27] Some oxidants such as iodine, various peroxides, or permanganate are applied topically to the skin to treat or to prevent infections caused by bacteria or fungi. Chlorine dioxide has been similarly used. [15]

Hypochlorites (ClO^-) are commonly used as bleaching agents, as swimming pool sanitizers, and as disinfectants. Chlorine dioxide (ClO_2) as well as ozone (O_3) are effective disinfectants for public water supplies and are often used for that purpose. [9,14] Sodium chlorite (NaClO_2) solutions have long been used as mouth washes to rapidly clear mouth odors and oral bacteria. Acidified sodium chlorite is FDA approved as a spray in the meat packing industry to sanitized meat. [1, 2, 8, 10, 26] Farmers use this to cleanse the udders of cows to prevent mastitis, [5, 6, 7] and to rid eggs of pathogenic bacteria. Chlorine dioxide kills many viruses. [16, 17, 18, 19, 20, 21, 22, 23, 24, 25] Acidified sodium chlorite is even useful to sanitize vegetables. [3] Some work has been done using dilute solutions of sodium chlorite internally to treat fungal infections, chronic fatigue, and cancer. Little however has been published in that regard.

References:

1. Effects of Carcass Washing Systems on Campylobacter Contamination in Large Broiler Processing Plants by M P Bashor, Masters Thesis, North Carolina State University, Dec 2002
2. Research Project Outline #4111, by C N Cutter, Penn State Univ, Nov 2005
3. Review - Application of Acidified Sodium Chlorite to Improve the Food Hygiene of Lightly Fermented Vegetables. by Y Inatsu, L Bari, S Kawamoto JARC 41(1 , pp 17-23, 2007
4. Antiseptics and Disinfectants: Activity, Action and Resistance. by G McDonnell & A D Russell Clinical Microbiology Reviews, pp 147-179, Jan 1999

5. Efficacy of Two Barrier Teat Dips Containing Chlorous Acid Germicides Against Experimental Challenge ... by R L Boddie, S C Nickerson, G K Kemp *Journal of Dairy Science*, 77 (10):3192-3197, 1994

6. Evaluation of a Chlorous Experimental and Natural Acid Chlorine Dioxide Teat Dip Under Experimental and Natural Exposure Conditions by P A Drechsler, E E Wildman, J W Pankey *Journal of Dairy Science*, 73 (8):2121, 1990

7. Preventing Bovine Mastitis by a Postmilking Teat Disinfectant Containing Acidified Sodium Chlorite by J E Hillerton, J Cooper, J Morelli *Journal of Dairy Science*, 90:1201-1208, 2007

8. Validation of the use of organic acids and acidified sodium chlorite to reduce *Escherichia coli* O157 and *Salmonella typhimurium* in beef trim and ground beef in a simulated processing environment. By Harris K, Miller MF, Loneragan GH, Brashears MM. *J Food Prot.* 69(8):1802-7, Aug 2006

9. Disinfectant efficacy of chlorite and chlorine dioxide in drinking water biofilms. Gagnon GA, Rand JL, O'leary KC, Rygel AC, Chauret C, Andrews RC *Water Research*, 39(9):1809-17, May 2005

10. Decreased dosage of acidified sodium chlorite reduces microbial contamination and maintains organoleptic qualities of ground beef products. Bosilevac JM, Shackelford SD, Fahle R, Biela T, Koohmaraie M. *J Food Prot.* 2004 Oct;67(10):2248-54

11. Treatment with oxidizing agents damages the inner membrane of spores of *Bacillus subtilis* and sensitizes spores to subsequent stress. Cortezzo DE, Koziol-Dube K, Setlow B, Setlow P *J Appl Microbiol.* 2004;97(4):838-52

12. Mechanisms of killing of *Bacillus subtilis* spores by hypochlorite and chlorine dioxide. Young SB, Setlow P. *J Appl Microbiol.* 2003; 95(1):54-67

13. Inactivation of bacteria by Purogene. Harakeh S, Illescas A, Matin A. *J Appl Bacteriol.* 1988 May;64(5):459-63

14. The inhibitory effect of Alcide, an antimicrobial drug, on protein synthesis in *Escherichia coli*. Scatina J, Abdel-Rahman MS, Goldman E. *J Appl Toxicol.* 1985 Dec; 5(6):388-94

15. Clinical and microbiological efficacy of chlorine dioxide in the management of chronic atrophic candidiasis: an open study. Mohammad AR, Giannini PJ, Preshaw PM, Alliger H. *Int Dent J.* 2004 Jun;54(3):154-8

16. Degradation of the Poliovirus 1 genome by chlorine dioxide. Simonet J, Gantzer C *J Appl Microbiol.* 2006 Apr; 100(4):862-70
17. Inactivation of enteric adenovirus and feline calicivirus by chlorine dioxide. Thurston-Enriquez JA, Haas CN, Jacangelo J, Gerba CP *Appl Environ Microbiol.* 2005 Jun; 71(6):3100-5
18. Mechanisms of inactivation of hepatitis A virus in water by chlorine dioxide. Li JW, Xin ZT, Wang XW, Zheng JL, Chao FH *Water Res.* 2004 Mar;38(6):1514-9
19. Virucidal efficacy of four new disinfectants. Eleraky NZ, Potgieter LN, Kennedy MA *J Am Anim Hosp Assoc.* 2002 May-Jun; 38(3):231-4
20. Chlorine dioxide sterilization of red blood cells for transfusion, additional studies. Rubinstein A, Chanh T, Rubinstein DB. *Int Conf AIDS.* 1994 Aug 7-12; 10: 235 (abstract no. PB0953). U.S.C. School of Medicine, Los Angeles
21. Inactivation of human immunodeficiency virus by a medical waste disposal process using chlorine dioxide. Farr RW, Walton C *Infect Control Hosp Epidemiol.* 1993 Sep; 14(9):527-9
22. Inactivation of human and simian rotaviruses by chlorine dioxide. Chen YS, Vaughn JM *Appl Environ Microbiol.* 1990 May;56(5):1363-6
23. Disinfecting capabilities of oxychlorine compounds. Noss CI, Olivieri VP *Appl Environ Microbiol.* 1985 Nov;50(5):1162-4
24. Mechanisms of inactivation of poliovirus by chlorine dioxide and iodine. Alvarez ME, O'Brien RT *Appl Environ Microbiol.* 1982 Nov; 44(5):1064-71
25. A comparison of the virucidal properties of chlorine, chlorine dioxide, bromine chloride and iodine. Taylor GR, Butler M *J Hyg (Lond).* 1982 Oct; 89(2):321-8
26. The Evaluation of Antimicrobial Treatments for Poultry Carcasses European Commission Health & Consumer Protection Directorate-General, April 2003
27. Role of Oxidants in Microbial Pathophysiology. R A Miller, B E Britigan *Clinical Microbiology Reviews,* 10(1):1-18, Jan 1997

29. OXIDATION-REDUCTION POTENTIALS IN BACTERIOLOGY AND BIOCHEMISTRY L F Hewitt, 6th Ed, E. & S. Livingston Ltd., 1950

MALARIA IS OXIDANT SENSITIVE

>From November 2006 through May of 2007 I spent hundreds of hours searching biochemical literature and medical literature pertaining to the biochemistry of Plasmodia. Four species are commonly pathogenic in humans namely: Plasmodium vivax, Plasmodium falciparum, Plasmodium ovale and Plasmodium malariae. What I found was an abundance of confirmation that, just like bacteria, Plasmodia are indeed quite sensitive to oxidants. [15] Examples of oxidants toxic to Plasmodia include: artemisinin [16, 27, 36, 41], atovaquone [48], menadione, and methylene blue [29,47]. Also like bacteria and tumor cells, the ability of Plasmodia to live and grow depends heavily on an internal abundance of thiol compounds [38,55]. Thiols are also known as sulfhydryl compounds (RSH). Thiols as a class behave as reductants (electron donors). Thus they are notoriously sensitive to oxidation and they are rapidly reactive with oxides of chlorine. This includes sodium chlorite (NaClO₂) and chlorine dioxide (ClO₂) the very agents present in Mr. Humble's solution. The products of oxidation of thiols using various oxides of chlorine are: disulfides (RSSR), disulfide monoxides (RSSOR), sulfenic acids (RSOH), sulfinic acids (RSO₂H), and sulfonic acids (RSO₃H). None of these can support the life processes of the parasite. Upon sufficient removal of the parasite's life sustaining thiols by oxidation, the parasite rapidly dies. A list of thiols (RSH) upon which survival of Plasmodium species heavily depend includes: lipoic acid & dihydrolipoic acid [1, 2, 3, 5, 7, 8, 10, 11], coenzyme A & acyl carrier protein [6, 9, 12, 39, 43], glutathione [4, 19, 26, 32, 35, 37], glutathione reductase [33, 34, 42], glutathione-S-transferase [24, 30, 49, 50, 52, 53], peroxiredoxin [40, 56, 57, 58, 59, 60, 61, 62, 63, 65, 66, 67], thioredoxin [20, 21, 22, 25, 44, 64], glutaredoxin [31,45], plasmoredoxin [28], thioredoxin reductase [23, 46], ornithine decarboxylase and falcipain [13,14,17,18,51,54].

References:

1. The plasmodial apicoplast was retained under evolutionary selective pressure to assuage blood stage oxidative stress. Toler S Med Hypotheses. 2005; 65(4):683-90

2. Scavenging of the cofactor lipoate is essential for the survival of the malaria parasite *Plasmodium falciparum* Allary M, Lu JZ, Zhu L, Prigge ST *Mol Microbiol.* 2007 Mar; 63(5):1331-44;Epub 2007 Jan 22

3. *Plasmodium falciparum* possesses organelle-specific alpha- keto acid dehydrogenase complexes and lipoylation pathways. Günther S, McMillan PJ, Wallace LJ, Müller S *Biochem Soc Trans.* 2005 Nov;33(Pt 5):977-80

4. Characterization of the glyoxalases of the malarial parasite *Plasmodium falciparum* and comparison with their human counterparts Akoachere M, Iozef R, Rahlfs S, Deponite M, Mannervik B, Creighton DJ, Schirmer H, Becker K *Biol Chem.* 2005 Jan;386(1):41-52

5. The malaria parasite *Plasmodium falciparum* has only one pyruvate dehydrogenase complex, which is located in the apicoplast. Foth BJ, Stimmler LM, Handman E, Crabb BS, Hodder AN, McFadden GI *Mol Microbiol.* 2005 Jan; 55(1):39-53 Comment in: *Mol Microbiol.* 2005 Jan; 55(1):1-4

6. Fatty acid biosynthesis as a drug target in apicomplexan parasites. Goodman CD, McFadden GI *Curr Drug Targets.* 2007 Jan;8(1):15-30

7. The human malaria parasite *Plasmodium falciparum* possesses two distinct dihydrolipoamide dehydrogenases. McMillan PJ, Stimmler LM, Foth BJ, McFadden GI, Müller S *Mol Microbiol.* 2005 Jan;55(1):27-38 Comment in: *Mol Microbiol.* 2005 Jan; 55(1):1-4

8. The human malaria parasite *Plasmodium falciparum* has distinct organelle-specific lipoylation pathways. Wrenger C, Müller S *Mol Microbiol.* 2004 Jul; 53(1):103-13

9. Apicoplast fatty acid biosynthesis as a target for medical intervention in apicomplexan parasites. Gornicki P *Int J Parasitol.* 2003 Aug; 33(9):885-96

10. Apicomplexan parasites contain a single lipoic acid synthase located in the plastid. Thomsen-Zieger N, Schachtner J, Seeber F *FEBS Lett.* 2003 Jul 17; 547(1-3):80-6

11. Biosynthetic pathways of plastid-derived organelles as potential drug targets against parasitic apicomplexa. Seeber F *Curr Drug Targets Immune Endocr Metabol Disord.* 2003 Jun; 3(2):99-109

12. A type II pathway for fatty acid biosynthesis presents drug targets in *Plasmodium falciparum*. Waller RF, Ralph SA, Reed MB, Su V, Douglas

13. Gene disruption confirms a critical role for the cysteine protease falcipain-2 in hemoglobin hydrolysis by *Plasmodium falciparum*. Sijwali PS, Rosenthal PJ *Proc Natl Acad Sci U S A.* 2004 Mar 30;101(13):4384-9

14. *Plasmodium falciparum* cysteine protease falcipain-2 cleaves erythrocyte membrane skeletal proteins at late stages of parasite development. Hanspal M, Dua M, Takakuwa Y, Chishti AH, Mizuno A *Blood.* 2002 Aug 1;100(3):1048-54

15. Double-drug development against antioxidant enzymes from *Plasmodium falciparum*. Biot C, Dessolin J, Grellier P, Davioud-Charvet E *Redox Rep.* 2003;8(5):280-3

16. Mechanism-based design of parasite-targeted artemisinin derivatives: synthesis and antimalarial activity of new diamine containing analogues. Hindley S, Ward SA, Storr RC, Searle NL, Bray PG, Park BK, Davies J, O'Neill PM *J Med Chem.* 2002 Feb 28;45(5):1052-63

17. Expression and characterization of the *Plasmodium falciparum* haemoglobinase falcipain-3. Sijwali PS, Shenai BR, Gut J, Singh A, Rosenthal PJ *Biochem J.* 2001 Dec 1; 360(Pt 2):481-9

18. Characterization of native and recombinant falcipain-2, a principal trophozoite cysteine protease and essential hemoglobinase of *Plasmodium falciparum*. Shenai BR, Sijwali PS, Singh A, Rosenthal PJ *J Biol Chem.* 2000 Sep 15; 275(37):29000-10

19. Glutathione--functions and metabolism in the malarial parasite *Plasmodium falciparum*. Becker K, Rahlfs S, Nickel C, Schirmer RH *Biol Chem.* 2003 Apr; 384(4):551-66

20. The thioredoxin system of the malaria parasite *Plasmodium falciparum*. Glutathione reduction revisited. Kanzok SM, Schirmer RH, Turbachova I, Iozef R, Becker K *J Biol Chem.* 2000 Dec 22;275(51):40180-6

21. Thioredoxin networks in the malarial parasite *Plasmodium falciparum*. Nickel C, Rahlfs S, Deponete M, Koncarevic S, Becker K *Antioxid Redox Signal.* 2006 Jul-Aug;8(7-8):1227-39

22. Thioredoxin and glutathione system of malaria parasite *Plasmodium falciparum*. Muller S, Gilberger TW, Krnajski Z, Luersen K, Meierjohann S, Walter RD, Müller S, Luersen K *Protoplasma.* 2001;217(1-3):43-9

23. Thioredoxin reductase and glutathione synthesis in *Plasmodium falciparum*. Muller S, Maller S *Redox Rep.* 2003;8(5):251-5
24. Glutathione S-transferase of the malarial parasite *Plasmodium falciparum*: characterization of a potential drug target. Harwaldt P, Rahlfs S, Becker K *Biol Chem.* 2002 May; 383(5):821-30
25. *Plasmodium falciparum* thioredoxins and glutaredoxins as central players in redox metabolism. Rahlfs S, Nickel C, Deponte M, Schirmer RH, Becker K *Redox Rep.* 2003;8(5):246-50
26. *Plasmodium falciparum*-infected red blood cells depend on a functional glutathione de novo synthesis attributable to an enhanced loss of glutathione. Luersen K, Walter RD, Muller S, Lerssen K, Maller S *Biochem J.* 2000 Mar 1;346 Pt 2:545-52
27. Proposed reductive metabolism of artemisinin by glutathione transferases in vitro. Mukanganyama S, Naik YS, Widersten M, Mannervik B, Hasler JA *Free Radic Res.* 2001 Oct;35(4):427-34
28. Plasmoredoxin, a novel redox-active protein unique for malarial parasites. Becker K, Kanzok SM, Iozef R, Fischer M, Schirmer RH, Rahlfs S *Eur J Biochem.* 2003 Mar; 270(6):1057-64
29. Methylene blue as an antimalarial agent. Schirmer RH, Coulibaly B, Stich A, Scheiwein M, Merkle H, Eubel J, Becker K, Becher H, Maller O, Zich T, Schiek W, Kouyat B *Redox Rep.* 2003;8(5):272-5
30. Glutathione S-transferase from malarial parasites: structural and functional aspects. Deponte M, Becker K *Methods Enzymol.* 2005;401: 241-53
31. *Plasmodium falciparum* possesses a classical glutaredoxin and a second, glutaredoxin-like protein with a PICOT homology domain. Rahlfs S, Fischer M, Becker K *J Biol Chem.* 2001 Oct 5; 276(40):37133-40
32. Characterization of the glyoxalases of the malarial parasite *Plasmodium falciparum* and comparison with their human counterparts. Akoachere M, Iozef R, Rahlfs S, Deponte M, Mannervik B, Creighton DJ, Schirmer H, Becker K *Biol Chem.* 2005 Jan;386(1):41-52

33. Glutathione reductase-deficient erythrocytes as host cells of malarial parasites. Zhang Y, KÄ¶nig I, Schirmer RH *Biochem Pharmacol.* 1988 Mar 1;37(5):861-5
34. Glutathione reductase of the malarial parasite *Plasmodium falciparum*: crystal structure and inhibitor development. Sarma GN, Savvides SN, Becker K, Schirmer M, Schirmer RH, Karplus PA *J Mol Biol.* 2003 May 9;328(4):893-907
35. Glutathione synthetase from *Plasmodium falciparum*. Meierjohann S, Walter RD, MÄ¶ller S *Biochem J.* 2002 May 1; 63(Pt 3):833-8
36. Effect of dihydroartemisinin on the antioxidant capacity of *P. falciparum*-infected erythrocytes. Ittarat W, Sreepian A, Srisarin A, Pathepchotivong K *Southeast Asian J Trop Med Public Health.* 2003 Dec;34(4):744-50
37. Ceramide mediates growth inhibition of the *Plasmodium falciparum* parasite. Pankova-Kholmyansky I, Dagan A, Gold D, Zaslavsky Z, Skutelsky E, Gatt S, Flescher E *Cell Mol Life Sci.* 2003 Mar;60(3):577-87
38. Thiol-based redox metabolism of protozoan parasites. MÄ¶ller S, Liebau E, Walter RD, Krauth-Siegel RL *Trends Parasitol.* 2003 Jul;19(7):320-8 Comment in: *Trends Parasitol.* 2004 Feb; 20(2):58-9
39. Recombinant expression and biochemical characterization of the unique elongating beta-ketoacyl-acyl carrier protein synthase involved in fatty acid biosynthesis of *Plasmodium falciparum* using natural and artificial substrates Lack G, Homberger-Zizzari E, Folkers G, Scapozza L, Perozzo R *J Biol Chem.* 2006 Apr 7;281(14):9538-46
40. Roles of 1-Cys peroxiredoxin in haem detoxification in the human malaria parasite *Plasmodium falciparum*. Kawazu S, Ikenoue N, Takemae H, Komaki-Yasuda K, Kano S *FEBS J.* 2005 Apr;272(7):1784-91
41. Evidence that haem iron in the malaria parasite is not needed for the antimalarial effects of artemisinin. Parapini S, Basilico N, Mondani M, Olliaro P, Taramelli D, Monti D *FEBS Lett.* 2004 Sep 24; 575(1-3):91-4
42. Kinetic characterization of glutathione reductase from the malarial parasite *Plasmodium falciparum*. Comparison with the human enzyme. Bohme CC, Arscott LD, Becker K, Schirmer RH, Williams CH Jr *J Biol Chem.* 2000 Dec 1;275(48):37317-23

43. Identification, characterization, and inhibition of *Plasmodium falciparum* beta-hydroxyacyl-acyl carrier protein dehydratase (FabZ). Sharma SK, Kapoor M, Ramya TN, Kumar S, Kumar G, Modak R, Sharma S, Surolia N, Surolia A *J Biol Chem*. 2003 Nov 14;278(46):45661-71
44. The thioredoxin system of *Plasmodium falciparum* and other parasites. Rahlfs S, Schirmer RH, Becker K *Cell Mol Life Sci*. 2002 Jun; 59(6):1024-41
45. *Plasmodium falciparum* glutaredoxin-like proteins. Deponte M, Becker K, Rahlfs S *Biol Chem*. 2005 Jan;386(1):33-40
46. Specific inhibitors of *Plasmodium falciparum* thioredoxin reductase as potential antimalarial agents. Andricopulo AD, Akoachere MB, Krogh R, Nickel C, McLeish MJ, Kenyon GL, Arscott LD, Williams CH Jr, Davioud-Charvet E, Becker K *Bioorg Med Chem Lett*. 2006 Apr 15;16(8):2283-92
47. Recombinant *Plasmodium falciparum* glutathione reductase is inhibited by the antimalarial dye methylene blue. FA€rber PM, Arscott LD, Williams CH Jr, Becker K, Schirmer RH *FEBS Lett*. 1998 Feb 6;422(3):311-4
48. The multiple roles of the mitochondrion of the malarial parasite. Krungkrai J *Parasitology*. 2004 Nov; 129(Pt 5):511-24
49. The glutathione S-transferase from *Plasmodium falciparum*. Liebau E, Bergmann B, Campbell AM, Teesdale-Spittle P, Brophy PM, LÅ¼ersen K, Walter RD *Mol Biochem Parasitol*. 2002 Sep-Oct;124(1-2):85-90
50. Glutathione S-transferases and related proteins from pathogenic human parasites behave as immunomodulatory factors. Ouaisi A, Ouaisi M, Sereno D *Immunol Lett*. 2002 May 1; 81(3):159-64
51. Reducing requirements for hemoglobin hydrolysis by *Plasmodium falciparum* cysteine proteases. Shenai BR, Rosenthal PJ *Mol Biochem Parasitol*. 2002 Jun;122(1):99-104
52. *Plasmodium falciparum* glutathione S-transferase-- structural and mechanistic studies on ligand binding and enzyme inhibition. Hiller N, Fritz-Wolf K, Deponte M, Wende W, Zimmermann H, Becker K *Protein Sci*. 2006 Feb;15(2):281-9;Epub 2005 Dec 29.
53. Cooperativity and pseudo-cooperativity in the glutathione S-transferase from *Plasmodium falciparum*. Liebau E, De Maria F, Burmeister C,

Perbandt M, Turella P, Antonini G, Federici G, Giansanti F, Stella L, Lo Bello M, Caccuri AM, Ricci G *J Biol Chem*. 2005 Jul 15;280(28):26121-8

54. Cysteine proteases of malaria parasites. Rosenthal PJ *Int J Parasitol*. 2004 Dec;34(13-14):1489-99

55. The thiol-based redox networks of pathogens: unexploited targets in the search for new drugs. Jaeger T, Flohe L, Flohé L *Biofactors*. 2006; 27(1-4):109-20

56. Structural and biochemical characterization of a mitochondrial peroxiredoxin from *Plasmodium falciparum*. Boucher IW, McMillan PJ, Gabrielsen M, Akerman SE, Brannigan JA, Schnick C, Brzozowski AM, Wilkinson AJ, Muller S, Müller S *Mol Microbiol*. 2006 Aug; 61(4):948-59

57. 2-Cys Peroxiredoxin TPx-1 is involved in gametocyte development in *Plasmodium berghei*. Yano K, Komaki-Yasuda K, Tsuboi T, Torii M, Kano S, Kawazu S *Mol Biochem Parasitol*. 2006 Jul;148(1):44-51

58. *Plasmodium falciparum* 2-Cys peroxiredoxin reacts with plasmoredoxin and peroxyxynitrite. Nickel C, Trujillo M, Rahlfs S, Deponte M, Radi R, Becker K *Biol Chem*. 2005 Nov;386(11):1129-36

59. Expression of mRNAs and proteins for peroxiredoxins in *Plasmodium falciparum* erythrocytic stage. Yano K, Komaki-Yasuda K, Kobayashi T, Takemae H, Kita K, Kano S, Kawazu S *Parasitol Int*. 2005 Mar;54(1):35-41

60. Crystal structure of a novel *Plasmodium falciparum* 1-Cys peroxiredoxin. Sarma GN, Nickel C, Rahlfs S, Fischer M, Becker K, Karplus PA *J Mol Biol*. 2005 Mar 4;346(4):1021-34

61. 2-Cys peroxiredoxin PfTrx-Px1 is involved in the antioxidant defence of *Plasmodium falciparum*. Akerman SE, Muller S, Müller S *Mol Biochem Parasitol*. 2003 Aug 31; 130(2):75-81

62. Expression profiles of peroxiredoxin proteins of the rodent malaria parasite *Plasmodium yoelii*. Kawazu S, Nozaki T, Tsuboi T, Nakano Y, Komaki-Yasuda K, Ikenoue N, Torii M, Kano S *Int J Parasitol*. 2003 Nov;33(13):1455-61

63. Disruption of the *Plasmodium falciparum* 2-Cys peroxiredoxin gene renders parasites hypersensitive to reactive oxygen and nitrogen species. Komaki-Yasuda K, Kawazu S, Kano S *FEBS Lett*. 2003 Jul 17;547(1-3):140-4

64. Thioredoxin, thioredoxin reductase, and thioredoxin peroxidase of malaria parasite *Plasmodium falciparum*. Kanzok SM, Rahlfs S, Becker K, Schirmer RH *Methods Enzymol.* 2002; 347:370-81

65. Molecular characterization of a 2-Cys peroxiredoxin from the human malaria parasite *Plasmodium falciparum*. Kawazu S, Komaki K, Tsuji N, Kawai S, Ikenoue N, Hatabu T, Ishikawa H, Matsumoto Y, Himeno K, Kano S *Mol Biochem Parasitol.* 2001 Aug; 116(1):73-9

66. Isolation and functional analysis of two thioredoxin peroxidases (peroxiredoxins) from *Plasmodium falciparum*. Krnajski Z, Walter RD, Muller S, Müller S *Mol Biochem Parasitol.* 2001 Apr 6;113(2):303-8

67. Thioredoxin peroxidases of the malarial parasite *Plasmodium falciparum*. Rahlfs S, Becker K *Eur J Biochem.* 2001 Mar; 268(5):1404-9

HEME IS AN OXIDANT SENSITIZER

Of particular relevance to treating malaria is the fact that Plasmodial trophozoites living inside red blood cells must digest hemoglobin as their preferred protein source. [8, 13] They accomplish this by ingesting hemoglobin into an organelle known as the "acid food vacuole". [3, 16] Incidentally, the high concentration of acid in this organelle could serve as an additional site of conversion of chlorite (ClO₂⁻) to the more active chlorine dioxide (ClO₂) right inside the parasite.

Next falcipain (a hemoglobin digesting enzyme) hydrolyzes hemoglobin protein to release its nutritional amino acids. [4, 5, 6, 26, 27] A necessary byproduct of this digestion is the release of 4 heme molecules from each hemoglobin molecule digested. [1] Free heme (also known as ferriprotoporphyrin) is redox active and can react with ambient oxygen (O₂), an abundance of which is always present in red blood cells. This produces superoxide radical (*OO⁻), hydrogen peroxide (H₂O₂) and other reactive oxidant toxic species. [2, 7, 9, 10, 11, 12, 14, 15, 20] These can rapidly poison the parasite internally.

To protect itself against this dangerous side-effect of eating blood protein, Plasmodia must continuously and rapidly eliminate heme. [18, 22] This is accomplished by two methods. Firstly, heme is

polymerized producing hemozoin. [19, 21, 23, 24] Secondly, heme is metabolized in a detoxification process that requires reduced glutathione (GSH). [17, 25] Therefore any method (including exposure to oxidants) which limits the availability of reduced glutathione will cause a toxic build up of heme inside the parasite cells. Since sodium chlorite and chlorine dioxide readily oxidize glutathione heme detoxification is inhibited. As these are the exact agents used in Mr. Humble's treatment, the observed effect of killing Plasmodia should be expected.

References:

1. In vitro activity of riboflavin against the human malaria parasite *Plasmodium falciparum*. Akompong T, Ghori N, Haldar K *Antimicrob Agents Chemother*. 2000 Jan; 44(1):88-96
2. Potentiation of an antimalarial oxidant drug. Winter RW, Ignatushchenko M, Ogundahunsi OA, Cornell KA, Oduola AM, Hinrichs DJ, Riscoe MK *Antimicrob Agents Chemother*. 1997 Jul;41(7):1449-54
3. Hemoglobin degradation. Goldberg DE *Curr Top Microbiol Immunol*. 2005; 295:275-91
4. Development of cysteine protease inhibitors as chemotherapy for parasitic diseases: insights on safety, target validation, and mechanism of action. McKerrow JH *Int J Parasitol*. 1999 Jun; 29(6):833-7
5. Cysteine proteases of malaria parasites: targets for chemotherapy. Rosenthal PJ, Sijwali PS, Singh A, Shenai BR *Curr Pharm Des*. 2002; 8(18):1659-72
6. Proteases of malaria parasites: new targets for chemotherapy. Rosenthal PJ *Emerg Infect Dis*. 1998 Jan-Mar;4(1):49-57
7. Hemoglobin metabolism in the malaria parasite *Plasmodium falciparum*. Francis SE, Sullivan DJ Jr, Goldberg DE *Annu Rev Microbiol*. 1997; 51:97-123
8. *Plasmodium falciparum*: inhibitors of lysosomal cysteine proteinases inhibit a trophozoite proteinase and block parasite development. Rosenthal PJ, McKerrow JH, Rasnick D, Leech JH *Mol Biochem Parasitol*. 1989 Jun 15;35(2):177-83
9. Identification and characterization of heme-interacting proteins in the malaria parasite, *Plasmodium falciparum*. Campanale N, Nickel C,

Daubenberger CA, Wehlan DA, Gorman JJ, Klonis N, Becker K, Tilley L J Biol Chem. 2003 Jul 25;278(30):27354-61

10. The redox status of malaria-infected erythrocytes: an overview with an emphasis on unresolved problems. Ginsburg H, Atamna H Parasite. 1994 Mar; 1(1):5-13

11. Redox and antioxidant systems of the malaria parasite *Plasmodium falciparum*. Muller S Mol Microbiol. 2004 Sep;53(5):1291-305

12. Origin of reactive oxygen species in erythrocytes infected with *Plasmodium falciparum*. Atamna H, Ginsburg H Mol Biochem Parasitol. 1993 Oct; 61(2):231-41 Erratum in: Mol Biochem Parasitol 1994 Feb;63(2):312

13. Intraerythrocytic *Plasmodium falciparum* utilizes only a fraction of the amino acids derived from the digestion of host cell cytosol for the biosynthesis of its proteins. Krugliak M, Zhang J, Ginsburg H Mol Biochem Parasitol. 2002 Feb;119(2):249-56

14. Oxidative stress in malaria parasite-infected erythrocytes: host-parasite interactions. Becker K, Tilley L, Vennerstrom JL, Roberts D, Rogerson S, Ginsburg H Int J Parasitol. 2004 Feb; 34(2):163-89

15. Clotrimazole binds to heme and enhances heme-dependent hemolysis: proposed antimalarial mechanism of clotrimazole. Huy NT, Kamei K, Yamamoto T, Kondo Y, Kanaori K, Takano R, Tajima K, Hara S J Biol Chem. 2002 Feb 8;277(6):4152-8

16. Acidification of the malaria parasite's digestive vacuole by a H⁺-ATPase and a H⁺-pyrophosphatase. Saliba KJ, Allen RJ, Zissis S, Bray PG, Ward SA, Kirk K J Biol Chem. 2003 Feb 21; 278(8):5605-12

17. A non-radiolabeled heme-GSH interaction test for the screening of antimalarial compounds. Garavito G, Monje MC, Maurel S, Valentin A, Nepveu F, Deharo E Exp Parasitol. 2007 Jan 23

18. Effect of antifungal azoles on the heme detoxification system of malarial parasite. Huy NT, Kamei K, Kondo Y, Serada S, Kanaori K, Takano R, Tajima K, Hara S J Biochem (Tokyo). 2002 Mar; 131(3):437-44

19. Malarial haemozoin/beta-haematin supports haem polymerization in the absence of protein. Dorn A, Stoffel R, Matile H, Bubendorf A, Ridley RG Nature. 1995 Mar 16;374(6519):269-71

20. Illumination of the malaria parasite *Plasmodium falciparum* alters intracellular pH. Implications for live cell imaging. Wissing F, Sanchez CP, Rohrbach P, Ricken S, Lanzer M *J Biol Chem*. 2002 Oct 4;277(40):37747-55
21. *Plasmodium falciparum* histidine-rich protein-2 (PfHRP2) modulates the redox activity of ferri-protoporphyrin IX (FePPIX): peroxidase-like activity of the PfHRP2-FePPIX complex. Mashima R, Tilley L, Siomos MA, Papalexis V, Raftery MJ, Stocker R *J Biol Chem*. 2002 Apr 26;277(17):14514-20
22. Chloroquine - some open questions on its antimalarial mode of action and resistance. Ginsburg H, Krugliak M *Drug Resist Updat*. 1999 Jun; 2(3):180-187
23. A physicochemical mechanism of hemozoin (beta-hematin) synthesis by malaria parasite. Tripathi AK, Garg SK, Tekwani BL *Biochem Biophys Res Commun*. 2002 Jan 11;290(1):595-601
24. Histidine-rich protein 2 of the malaria parasite, *Plasmodium falciparum*, is involved in detoxification of the by-products of hemoglobin degradation. Papalexis V, Siomos MA, Campanale N, Guo X, Kocak G, Foley M, Tilley L *Mol Biochem Parasitol*. 2001 Jun; 115(1):77-86
25. Inhibition of glutathione-dependent degradation of heme by chloroquine and amodiaquine as a possible basis for their antimalarial mode of action. Ginsburg H, Famin O, Zhang J, Krugliak M *Biochem Pharmacol*. 1998 Nov 15; 56(10):1305-13
26. Hydrolysis of erythrocyte proteins by proteases of malaria parasites. Rosenthal PJ *Curr Opin Hematol*. 2002 Mar; 9(2):140-5
27. Cysteine protease inhibitors as chemotherapy for parasitic infections. McKerrow JH, Engel JC, Caffrey CR *Bioorg Med Chem*. 1999 Apr; 7(4):639-44

OVERCOMING ANTIBIOTIC RESISTANCE WITH OXIDATION

Now the issue of resistance of *Plasmodium* species to commonly used antiprotozoal antibiotics must be addressed. Quinine, chloroquine, mefloquine and other quinoline antibiotics all work by blocking the heme detoxifying system inside the trophozoites. [1, 2, 3, 4, 5] Many Plasmodial strains against which quinolines have

repeatedly been used have found a way to adjust to this treatment and to acquire resistance. Recent research has shown, however, that the mechanism of this acquired resistance amounts to a mere upregulation of glutathione production and utilization. [6, 7, 8, 11, 19, 21, 22, 23] Recent research has also shown that oxidizing or otherwise depleting glutathione inside the parasite restores sensitivity to the quinoline antibiotics. [10, 12, 13, 15, 16, 18, 20] Therefore, some protocols combining the use of oxidants with quinolines are already showing signs of success. In this regard let us consider that no amount of intraplasmoidal glutathione (GSH) could ever resist exposure to a sufficient dose of chlorine dioxide (ClO₂). Note that each molecule of ClO₂ can disable 5 molecules of glutathione.



Living things possess a recovery system to rescue oxidized sulfur compounds. It operates through donation of hydrogen atoms to these compounds and thereby restores their original condition as thiols. [9] $2 [\text{H}] + \text{GSSG} \rightarrow 2 \text{GSH}$ A key player in this system is the enzyme glucose-6-phosphate- dehydrogenase (G6PDH). Patients with a genetic defect of G6PDH, known as glucose-6-phosphate-dehydrogenase deficiency disease, are especially sensitive to oxidants and to prooxidant drugs. However, this genetic disease has a benefit in that such individuals are naturally resistant to malaria. They can still catch malaria, but it is much less severe in them, since they permanently lack the enzyme necessary to assist the parasite in reactivating glutathione. [14, 17]

Furthermore, G6PDH is profoundly sensitive to inhibition by sodium chlorate (NaClO₃), another member of the chlorine oxide family of compounds. Sodium chlorate (NaClO₃) is a lesser ingredient present in Jim Humble's antimalarial solution. Some sodium chlorate should also be produced in vivo by a slow reaction of chlorine dioxide with water under slightly alkaline conditions. The Plasmodia may attempt to restore its glutathione that is lost to oxidation. However, this will be difficult or impossible if G6PDH is inhibited by chlorate.

References:

1. Inhibition of the peroxidative degradation of haem as the basis of action of chloroquine and other quinoline antimalarials. Loria P,

Miller S, Foley M, Tilley L *Biochem J*. 1999 Apr 15; 339 (Pt 2):363-70

2. Quinoline antimalarials: mechanisms of action and resistance and prospects for new agents. Foley M, Tilley L *Pharmacol Ther*. 1998 Jul; 79(1):55-87

3. Quinoline antimalarials: mechanisms of action and resistance. Foley M, illey L *Int J Parasitol*. 1997 Feb; 27(2):231-40

4. Inhibition by anti-malarial drugs of haemoglobin denaturation and iron release in acidified red blood cell lysates--a possible mechanism of their anti-malarial effect? Gabay T, Krugliak M, Shalmiev G, Ginsburg H *Parasitology*. 1994 May; 108 (Pt 4):371-81

5. Chloroquine: mechanism of drug action and resistance in *Plasmodium falciparum*. Slater AF *Pharmacol Ther*. 1993 Feb-Mar;57(2-3):203-35

6. Regulation of intracellular glutathione levels in erythrocytes infected with chloroquine-sensitive and chloroquine-resistant *Plasmodium falciparum*. Meierjohann S, Walter RD, Muller S, Müller S *Biochem J*. 2002 Dec 15; 368(Pt 3):761-8

7. The malaria parasite supplies glutathione to its host cell--investigation of glutathione transport and metabolism in human erythrocytes infected with *Plasmodium falciparum*. Atamna H, Ginsburg H *Eur J Biochem*. 1997 Dec 15; 250(3):670-9

8. Is the expression of genes encoding enzymes of glutathione (GSH) metabolism involved in chloroquine resistance in *Plasmodium chabaudi* parasites? Ferreira ID, Nogueira F, Borges ST, do Rosario VE, Cravo P, do Rosyo VE *Mol Biochem Parasitol*. 2004 Jul; 136(1):43-50

9. Malarial parasite hexokinase and hexokinase-dependent glutathione reduction in the *Plasmodium falciparum* infected human erythrocyte. Roth EF Jr *J Biol Chem*. 1987 Nov 15;262(32):15678-82

10. A prodrug form of a *Plasmodium falciparum* glutathione reductase inhibitor conjugated with a 4-anilinoquinoline. Davioud-Charvet E, Delarue S, Biot C, Schwobel B, Boehme CC, Mussigbrodt A, Maes L, Sergheraert C, Grellier P, Schirmer RH, Becker K, SchwÄbel B, MÄssigbrodt A *J Med Chem.* 2001 Nov 22;44(24):4268-76
11. *Plasmodium falciparum* glutathione metabolism and growth are independent of glutathione system of host erythrocyte. Aji K, Cappadoro M, Branca M, Turrini F, Arese P *FEBS Lett.* 1998 Mar 13;424(3):257-61
12. The treatment of *Plasmodium falciparum*-infected erythrocytes with chloroquine leads to accumulation of ferriprotoporphyrin IX bound to particular parasite proteins and to the inhibition of the parasite's 6-phosphogluconate dehydrogenase. Famin O, Ginsburg H *Parasite.* 2003 Mar;10(1):39-50
13. Deletion of the parasite-specific insertions and mutation of the catalytic triad in glutathione reductase from chloroquine-sensitive *Plasmodium falciparum* 3D7. Gilberger TW, Schirmer RH, Walter RD, MÄller S *Mol Biochem Parasitol.* 2000 Apr 15; 107(2):169-79
14. Redox metabolism in glucose-6-phosphate dehydrogenase deficient erythrocytes and its relation to antimalarial chemotherapy. Ginsburg H, Golenser J *Parassitologia.* 1999 Sep;41(1-3):309-11
15. Potentiation of the antimalarial action of chloroquine in rodent malaria by drugs known to reduce cellular glutathione levels. Deharo E, Barkan D, Krugliak M, Golenser J, Ginsburg H *Biochem Pharmacol.* 2003 Sep 1; 66(5):809-17
16. Glutathione is involved in the antimalarial action of chloroquine and its modulation affects drug sensitivity of human and murine species of *Plasmodium*. Ginsburg H, Golenser J *Redox Rep.* 2003; 8(5):276-9
17. *Plasmodium falciparum*: thiol status and growth in normal and glucose-6-phosphate dehydrogenase deficient human erythrocytes.

Miller J, Golenser J, Spira DT, Kosower NS *Exp Parasitol.* 1984 Jun;57(3):239-47

18. Plasmodium berghei: dehydroepiandrosterone sulfate reverses chloroquino-resistance in experimental malaria infection; correlation with glucose 6-phosphate dehydrogenase and glutathione synthesis pathway. Safeukui I, Mangou F, Malvy D, Vincendeau P, Mossalayi D, Haumont G, Vatan R, Olliaro P, Millet P *Biochem Pharmacol.* 2004 Nov 15; 68(10):1903-10

19. Glutathione-S-transferases from chloroquine-resistant and -sensitive strains of Plasmodium falciparum: what are their differences? Rojpibulstit P, Kangsadalampai S, Ratanavalachai T, Denduangboripant J, Chavalitshewinkoon-Petmitr P *Southeast Asian J Trop Med Public Health.* 2004 Jun; 35(2):292-9

20. Double-drug development against antioxidant enzymes from Plasmodium falciparum. Biot C, Dessolin J, Grellier P, Davioud-Charvet E *Redox Rep.* 2003;8(5):280-3

21. Plasmodium berghei: analysis of the gamma-glutamylcysteine synthetase gene in drug-resistant lines. Perez-Rosado J, Gervais GW, Ferrer-Rodriguez I, Peters W, Serrano AE, Pérez-Rosado J, Ferrer-Rodríguez I *Exp Parasitol.* 2002 Aug;101(4):175-82

22. Glutathione-S-transferase activity in malarial parasites. Srivastava P, Puri SK, Kamboj KK, Pandey VC *Trop Med Int Health.* 1999 Apr; 4(4):251-4

23. Role of glutathione in the detoxification of ferriprotoporphyrin IX in chloroquine resistant Plasmodium berghei. Platel DF, Mangou F, Tribouley-Duret J *Mol Biochem Parasitol.* 1999 Jan 25;98(2):215-23

TARGETING IRON

While most available literature refers to redox imbalances causing depletion of necessary thiols. Other mechanisms of toxicity of the oxides of chlorine against Plasmodia should also be considered. Oxides of chlorine are generally rapidly reactive with ferrous iron (Fe⁺⁺). This explains why in cases of overdosed exposures to oxides of chlorine such as sodium chlorite (NaClO₂) there was a

notable rise in methemoglobin levels. Methemoglobin is a metabolically inactive form of hemoglobin in which its ferrous iron (Fe^{++}) cofactor has been oxidized to ferric (Fe^{+++}). Many enzymes in living things employ iron as a cofactor including those in parasites. [8, 9, 10] Thus it is reasonable to expect that any damage to Plasmodia caused by oxides of chlorine is compounded by conversion of ferrous cofactors to ferric. [1, 2, 3, 4, 5, 6, 7]

References:

1. The plant-type ferredoxin-NADP⁺ reductase/ferredoxin redox system as a possible drug target against apicomplexan human parasites. Seeber F, Aliverti A, Zanetti G *Curr Pharm Des.* 2005;11(24):3159-72
2. Ferredoxin-NADP(+) Reductase from Plasmodium falciparum Undergoes NADP(+)-dependent Dimerization and Inactivation: Functional and Crystallographic Analysis. Milani M, Balconi E, Aliverti A, Mastrangelo E, Seeber F, Bolognesi M, Zanetti G *J Mol Biol.* 2007 Mar 23;367(2):501-13;Epub 2007 Jan 09
3. Cloning and Characterization of Ferredoxin and Ferredoxin-NADP⁺ Reductase from Human Malaria Parasite. Kimata-Ariga Y, Kurisu G, Kusunoki M, Aoki S, Sato D, Kobayashi T, Kita K, Horii T, Hase T *J Biochem (Tokyo).* 2007 Mar; 141(3):421-428;Epub 2007 Jan 23
4. Reconstitution of an apicoplast-localised electron transfer pathway involved in the isoprenoid biosynthesis of Plasmodium falciparum. Röhrich RC, Englert N, Troschke K, Reichenberg A, Hintz M, Seeber F, Balconi E, Aliverti A, Zanetti G, Köhler U, Pfeiffer M, Beck E, Jomaa H, Wiesner J. *FEBS Lett.* 2005 Nov 21; 579(28):6433-8;Epub 2005 Nov 02
5. The plant-type ferredoxin-NADP⁺ reductase/ferredoxin redox system as a possible drug target against apicomplexan human parasites. Seeber F, Aliverti A, Zanetti G *Curr Pharm Des.* 2005;11(24):3159-72

6. Biogenesis of iron-sulphur clusters in amitochondriate and apicomplexan protists. Seeber F *Int J Parasitol.* 2002 Sep; 32(10):1207-17
7. Apicomplexan parasites possess distinct nuclear-encoded, but apicoplast-localized, plant-type ferredoxin-NADP⁺ reductase and ferredoxin. Vollmer M, Thomsen N, Wiek S, Seeber F *J Biol Chem.* 2001 Feb 23;276(8):5483-90;Epub 2000 Oct 30
8. Design, synthesis and antimalarial activity of a new class of iron chelators. Solomon VR, Haq W, Puri SK, Srivastava K, Katti SB *Med Chem.* 2006 Mar;2(2):133-8
9. Heme biosynthesis by the malarial parasite. Import of delta-aminolevulinate dehydrase from the host red cell. Bonday ZQ, Taketani S, Gupta PD, Padmanaban G *J Biol Chem.* 1997 Aug 29; 272(35):21839-46
10. Hemoglobin catabolism and iron utilization by malaria parasites. Rosenthal PJ, Meshnick SR *Mol Biochem Parasitol.* 1996 Dec 20; 83(2):131-9

TARGETING POLYAMINES

Other metabolites necessary for survival and growth in tumors, bacteria and parasites are the polyamines. [2] When these are lacking pathogens quit growing and die. [1] Polyamines are also sensitive to oxidation and can be eliminated by strong oxidants. When oxidized, polyamines are converted to aldehydes, which are deadly to parasites and to tumors. Thus any procedure which is successful to oxidize polyamines does double damage to the pathogen. Chlorine dioxide (ClO₂) is known to be especially reactive against secondary amines. This includes spermine and spermidine, the two main biologically important polyamines.

References:

1. Targeting enzymes involved in spermidine metabolism of parasitic protozoa--a possible new strategy for anti-parasitic treatment. Kaiser A, Gottwald A, Maier W, Seitz HM *Parasitol Res.* 2003 Dec;91(6):508-16

2. Polyamines in the cell cycle of the malarial parasite *Plasmodium falciparum*. Bachrach U, Abu-Elheiga L, Assaraf YG, Golenser J, Spira DT *Adv Exp Med Biol*. 1988;250:643-50

SAFETY ISSUES

A remaining concern is safety. So far, at least anecdotally, the dosages of chlorine oxides as administered orally per Jim Humble's protocol have produced no definite toxicity. Some have taken this as often as 1 to 3 times weekly and on the surface seem to suffer no ill effects. To be certain if this is safe, more research is warranted for such long term or repeated use. The concern is that too much or too frequent administration of oxidants could excessively deplete the body's reductants and promote oxidative stress. One useful way to monitor this may be to periodically check methemoglobin levels in frequent users. Sodium chlorite, as found in municipal water supplies after disinfection by chlorine dioxide, has been studied and proven safe. Animal studies using yet higher oral doses have also proven safe. One case of extreme overdose in a suicide attempt caused nearly fatal kidney failure and refractory methemoglobinemia. Special precautions must be employed in cases of glucose-6-phosphate-dehydrogenase deficiency disease, as these patients are especially sensitive to oxidants of all kinds. Nevertheless, oral sodium chlorite (NaClO_2) solutions may yet be found safe and effective in them, but probably will need to be administered at lower doses.

MORE RESEARCH

It is hoped that this overview will spark a flurry of interest, and stimulate more research into the use of acidified sodium chlorite in the treatment of malaria. The above appreciated observations need to be proven more rigorously and published [8]. The biochemistry most likely involved suggests that other members of the phylum Apicomplexa should also be sensitive to this treatment. This phylum includes: *Plasmodium*, *Babesia*, *Toxoplasma* [2], *Cryptosporidium* [3], *Eimeria* [4], *Theileria*, *Sarcocystis*, *Cyclospora*, *Isospora* and *Neospora*. These agents are responsible for widespread diseases in humans, pets and cattle.

Chlorine dioxide has been proven to be lethal to almost all known infectious agents *in vitro* using remarkably low concentrations. This includes parasites [1, 6, 7, 9, 10], fungi [5], bacteria and viruses. The

experiences noted above imply that this compound is tolerable orally at effective concentrations. Therefore extensive research is warranted to determine if acidified sodium chlorite is effective in many other infections. We may be on the verge of discovering the most potent and broad spectrum antibiotic yet known. Special thanks go to Jim Humble for his willingness to share his discovery with the world.

References:

1. Cysticidal effect of chlorine dioxide on *Giardia intestinalis* cysts. Winięcka-Krusnell J, Linder E *Acta Trop.* 1998 Jul 30;70(3):369-72
2. *Toxoplasma gondii*: the model apicomplexan. Kim K, Weiss LM *Int J Parasitol.* 2004 Mar 9; 34(3):423-32
3. Effects of ozone, chlorine dioxide, chlorine, and monochloramine on *Cryptosporidium parvum* oocyst viability. Korich DG, Mead JR, Madore MS, Sinclair NA, Sterling CR *Appl Environ Microbiol.* 1990 May; 56(5):1423-8
4. The effect of 'Alcide' on 4 strains of rodent coccidial oocysts. Owen DG *Lab Anim.* 1983 Oct;17(4):267-9
5. Glutathione, altruistic metabolite in fungi. Pácsi I, Prade RA, Penninckx MJ *Adv Microb Physiol.* 2004; 49:1-76
6. Characterization of an omega-class glutathione- S-transferase from *Schistosoma mansoni* with glutaredoxin-like dehydroascorbate reductase and thiol transferase activities. Girardini J, Amirante A, Zemzoumi K, Serra E *Eur J Biochem.* 2002 Nov; 269(22):5512-21
7. Thiol-based redox metabolism of protozoan parasites. Müller S, Liebau E, Walter RD, Krauth-Siegel RL *Trends Parasitol.* 2003 Jul;19(7):320-8 Comment in: *Trends Parasitol.* 2004 Feb;20(2):58-9
8. Estimation of the total parasite biomass in acute falciparum malaria from plasma PfHRP2. Dondorp AM, Desakorn V, Pongtavornpinyo W, Sahassananda D, Silamut K, Chotivanich K, Newton PN, Pitisuttithum P, Smithyman AM, White NJ, Day NP *PLoS Med.* 2005 Aug;2(8):e204;Epub 2005 Aug 23 Erratum in:

PLoS Med. 2005 Oct;2(10):390 Comment in: PLoS Med. 2006 Jan;3(1):e68; Author reply e69.

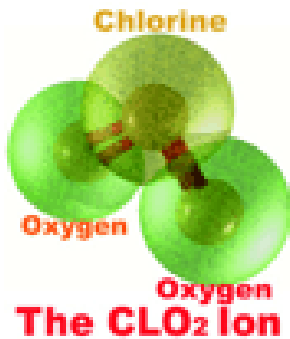
9. The parasite-specific trypanothione metabolism of trypanosoma and leishmania. Krauth-Siegel RL, Meiering SK, Schmidt H Biol Chem. 2003 Apr; 384(4):539-49

10. The synthesis of parasitic cysteine protease and trypanothione reductase inhibitors. Chibale K, Musonda CC Curr Med Chem. 2003 Sep; 10(18):1863-89

<http://www.miraclemineral.org>
<http://bioredox.mysite.com>
Additional references will be posted on the internet
or made available upon request.

Thomas Lee Hesselink, MD

Hesselink's reference files & folders already incorporated:
ClOx_DisinfectantEffects/*.* ClOx_AntiParasiticEffects/
Apicoplast&Lipoic.txt, Apicoplast.txt
ClOx&AntiParasiticDisinfectant.txt, MalariaSolution-JimHumble-
LibertarianTimes.htm, Plamsodium&AcidFoodVacuole.txt
Plamsodium&CysteineProteases.txt,
Plamsodium&GSHdependence.txt, Plamsodium&Heme&GSH.txt
Plamsodium&Peroxioredoxin.txt



Chapter 23

The MMS Adventures of a Grade School Teacher in Mexico

You may have wondered just what might really be done with the MMS, really! Well, read this:

I'm an elementary school teacher in Hermosillo Mexico in the state of Sonora. My name is Clara Beltrones. I first started using the MMS on May 25 of this year. My youngest daughter's tonsils became swollen with white spots on them. I took her to the doctor and he prescribed penicillin and anti-inflammatory drops which I gave to her when we returned home. Within ½ hour her whole body started to swell with spots similar to those on her tonsils and she had problems breathing. I took her back to the same doctor who gave her a shot to bring the swelling down. I brought her home and in an hour nothing had happened. So I called Jim Humble and he said give her one drop of MMS and then another drop an hour later. In the first 15 minutes of the first dose the swelling of her body went back to normal. I took her back to the doctor as I wanted him to see what was going on in her body. The doctor asked what I gave her, because the tonsils were half way down and the spots were gone. I decided not to say anything to the doctor. I came back home and gave her the second drop. This happened during the morning and by that afternoon she was back to normal except she had a runny nose. The next day she was completely clear.

Even though I saw it work on my daughter I was still disbelieving of the MMS. However, on June 17 my aunt Patty Velez and her daughter Patty Souza came to see me and I thought to give it to them just to try it out. I then gave both of them six drops of MMS with the necessary lime drops and the 3 minute wait. When they drank it they both mentioned that they felt tingling in their whole body in about fifteen minutes. We waited an hour and they took a second dose of 6 drops. At that time they went home.

The next day I called to find out how they were doing. They pointed out that the daughter, Patty Souza, had not had her period for six months, plus she had not yet developed breasts. She had a large chest, but no breasts had shown. Yet, that morning breasts about the size of a small lime had begun to develop. At that time I suggested the daughter take another dose on Thursday which was 4 days later. When I called on Thursday she mentioned that her large chest had formed into full size breasts and she now had her period for the first time in six months. She now says that she feels less nervous and that she is losing a lot of the weight that she

needs to lose. She was taking pills from a psychiatrist for depression which she no longer feels that she needs to take. Her mother also experienced change. She said that she felt much energized and for the first time she was able to sleep through the whole night. She mentioned that she was taking pills prescribed by a psychiatrist for depression and anxiety and pills to go to sleep and pills to wake up in the morning. The first night she was able to sleep and did not take the pills. The second day the back pain and leg pain that she had been experiencing for many years was gone. She also stopped taking the pills for depression and anxiety because she no longer needs them. She is a nurse and understands the need or no need for such pills. It's now two months later and both the mother and daughter are still doing well.

On June 26 my daughter Alejandra age 5 woke up very swollen in her entire body. She could hardly see out of her eyes. She had a pain on her lower right side of her stomach and she was throwing up because of the extreme pain. I took her to the emergency room and they admitted her and did a blood test, urine test, and X-rays and all came out positive to acute appendicitis. They began to program her for an operation immediately as an emergency. I decided to see about having her operation at a local private hospital. They started doing the paperwork for the transfer; in the meantime she was in observation. I went to the car, got my bottle of MMS and a lime that I had thought to bring in the car in case I might need it, and prepared her a 6 drop dose. I had her drink it like she was drinking a glass of water. The doctor noticed that the swelling on her body began to reduce and the pain was almost gone in about 20 minutes. So they kept her in observation and after 3 hours of paper work and observation there was no longer any swelling or pain. So the doctor asked me if I gave her anything and I said nothing. He asked several times but knowing doctors I decided it best to say nothing. The doctor decided to have another set of tests. The blood test, urine test, and the X-rays all came out negative for appendicitis. I asked for the results of the tests, but the doctor would only allow me to have the second set of tests which I now have at home. When we came home she had a severe pain in her stomach and she ran to the restroom and had much water and green stuff come out. That was the end of it. I did not give her a second dose.

On July 6 I visited Liz Chan who complained of back pain, leg pain, and that she has not been able to sit down because she gets cramps in her legs. She has had the cramp problem since she was 18 when she had her tonsils removed. At that time she began having rheumatoid arthritis and varicose veins. So I decided to give her six drops with the lime and 3 minutes wait and then a similar dose after one hour. After the first dose in about 15 minutes her lower back pain went away and she was able to sit down and stand up with no problem. The next morning she called and said she had no pain and she was able to sit up with no problem. She was amazed with the results. On the third day of taking the six drops each

See Chapter 20, page 6 for data on obtaining MMS.

night her varicose veins were still the same size but the pain was gone. She felt a lot of energy. On August 8 she told me she had lost 10 pounds of weight and on August 9th she got diarrhea for a whole day and I had her take lemon aid and salt to overcome any dehydration. On August 10 she went camping and she was able to walk over 4 miles without pain or tiring. During the process she noticed that the fungus that had been on the bottom of her foot for over 5 years had disappeared. She also feels that her skin is in much better condition. Also she has noticed that all cramping before her period is now gone.

Martha, a lady that owns a small grocery store near my house one morning complained about a pain in the neck caused by lying wrong. I had her come to my house and gave her the two six drop doses at one hour between each dose. The pain in her neck went away on the first dose. Now she keeps a MMS bottle in her store and treats people in the neighborhood and those who bring products to the store. For example, one person who had a tooth ache she had him wash his mouth with 15 drops of MMS, activated with lime, the 3 wait and with water added. The pain went away immediately. She began treating her mother who suffers from emphysema. The disease was so bad that the doctors could give her no hope. She also has rheumatoid arthritis. When I saw her the first time she was laying with oxygen and not able to move. On the first dose of 6 drops she vomited white stuff. With the second dose after an hour she felt OK and went to sleep with no need for oxygen. The next day she felt so good that she wanted to go out side. She was able to get up from bed with no help. There was still pain but it was less than 50% of what it was according to her evaluation. On the third day it was raining and yet the pain was even less and she was able to walk around the house with the help of a walker. She takes the 6 drops every night and now she plans to start increasing the number of drops. It is now 8 days later, and she has said what she likes about the drops is that they make her vomit a lot of mucus every other day and that she always feels much better after vomiting. Now she only uses oxygen now and then. Martha (the daughter) personally takes drops every time she feels nervous and anxious and that calms her down right away.

My mother suffered from both acid reflux and hemorrhoids which caused her lower intestines to become inflamed for many years. The first time she took the MMS she took a full 15 drops with the vinegar instead of lime. She said she felt nothing from the drops, but the second day she got diarrhea and she took another 15 drops. She vomited for about 3 hours and the only thing she took was lemonade with salt to hydrate her body. She felt very weak. The third day she didn't take any drops but she felt good with a lot of energy. She was afraid to eat, but she did eat a little fruit for breakfast, and nothing for lunch. At dinner she went ahead and had a stake with a lot of salsa. She had no problem with digestion and she noticed no burning problem. After that she took 6 drops for about 2 months and one day she decided that she needed to clean herself out. She then went to 10 drops and then to 11 drops and then she began vomiting bright orange material and she felt weak

See Chapter 20, page 6 for data on obtaining MMS.

and remained in bed with diarrhea. The next day she took 12 drops and after an hour she threw up dark green material only 4 times that day. Finally the throw up material was orange again and she began feeling better and had one meal. On the third day she awoke feeling really great with lots of energy and has been feeling good ever since. She continues to take the MMS and she has lost 6 pounds so far. Her stomach is much smaller in size now.

There's one other case I would like to tell you about. My son, Carlos, who is 12 years old has had Attention Deficit Disorder (ADD) all of his life. I have always paid to have him attend special schools. This year the tuition is \$2000 US. A cost not easily obtained in Mexico. The ADD often comes with poor conduct and poor social abilities. And that was especially in the case with Carlos. It was hard for me, his mother, to keep him doing his chores. He did not get along with the other children and he was what I considered a continuous problem. And then one evening a couple of months ago I started him off, the same as everyone else, with a 6 drop dose, of course with the lemon juice, three minute wait and then added juice. He took the second similar dose one hour later, and has been taking 6 drop doses every evening. After about two weeks his attitude began to change. He began being nicer to me, and to the other children. There has been no fighting incidents and Carlos has become a very well behaved child and seem quite appreciative of other people. He hasn't started to school yet, but I am anxious to see how his grades will be.

-- I hope you have as good results as I have had. Clara Beltrones.

Note from the Author: As you can see here Clara has been using a little different protocol than I have suggested in this book in that I usually suggest starting at 2 drops of MMS or less. However, it is hard to argue with success. Clara has now treated more than 45 people using the six drop first dose and she always waits an hour before giving them a second dose. In discussing the cases with her, she almost always notices quite a bit of burping within 15 minutes or so. Most of the people here in this desert city of Hermosillo vomit white or colored mucus within the first several hours, often after they go home from taking the two 6 drop doses. She always warns them that they will probably vomit at first and so far they have all agreed to go ahead and take the 6 drop doses. All the cases that Clara has treated has reported feeling really great, or better than they have felt for years. There has been a positive result from everyone, and many of them have gotten positive results with their loved ones.

Clara mentioned that when she uses 18 drops of lemon juice with the 6 drops of MMS it takes several hours longer to get to the point of vomiting than it does if she gives them 30 drops of lemon juice which is 1/3 more. With 30 drops they seem to vomit much sooner. She prefers the 18 drops.

At this time I am not changing my suggested protocol of starting with 2 drops or even 1 drop, however, I thought you would be interested in the results that Clara is getting. With my suggestion of starting with 2 drops the person seems to clear up much slower, but it seems to be just as effective over a longer period of time with less vomiting. However, it seems that many people consider vomiting and diarrhea an indication that something positive is happening and it usually is.

Good luck.